OMCN S.p.A.

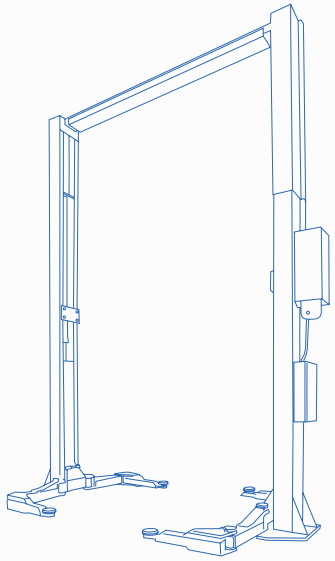

PONTI SOLLEVATORI ELETTROIDRAULICI A 2 COLONNE

ELECTROHYDRAULIC 2-POST LIFTS
PONTS ELEVATEURS A 2 COLONNES ELECTROHYDRAULIQUES
ELEKTROHYDRAULISCHE 2-SÄULEN HEBEBÜHNEN

Made in Italy

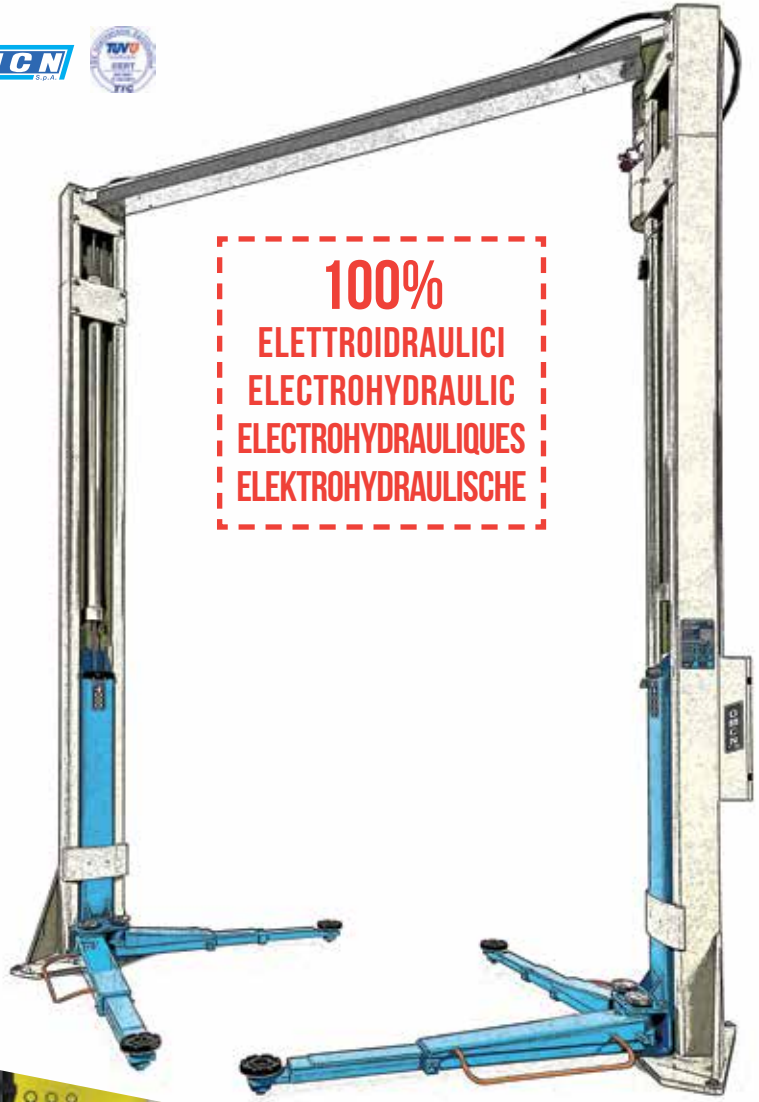

PONTI SOLLEVATORI ELETTROIDRAULICI A 2 COLONNE

ELECTROHYDRAULIC 2-POST LIFTS

TRACCIATO TECNICO COSTRUTTIVO

- Funzionamento elettroidraulico.
- **Interventi di manutenzione ridotti al minimo grazie alla lunga durata dei componenti del sollevatore ed alla totale assenza di funi, catene, carrucole, cuscinetti, viti e chiocciole.**
- Allineamento e sincronismo dei due carrelli, indipendentemente dalla ripartizione del carico.
- Appoggi meccanici di sicurezza ad inserimento automatico.
- Valvole di sicurezza inserite direttamente nei cilindri.
- Dispositivo di sicurezza in presenza di ostacoli, durante la fase di discesa.
- Controllo compensato della velocità.
- Valvola di protezione contro i sovraccarichi.
- Protezione salvapiedi e dispositivo bloccaggio bracci automatico.
- Comandi "uomo presente" in bassa tensione 24 V.
- Dispositivo anticollisione veicolo sulla traversa superiore.
- Verniciatura a polvere epossidica.
- Tasselli di ancoraggio al suolo in dotazione.
- Olio per circuito idraulico in dotazione.

TECHNICAL AND STRUCTURAL LAY-OUT

- Electrohydraulic functionning.
- **Maintenance interventions reduced to the minimum thanks to the long life of the lift's components and the total absence of cables, chains, pulleys, bearings, screws and lead nuts.**
- Alignment and synchronism of the two saddles independently of the load distribution.
- Mechanical safety supports with automatic connection.
- Safety valves mounted directly into the cylinders.
- Safety device in presence of obstructions during the descent phase.
- Speed compensated control.
- Overload valve.
- Feet protection and automatic arm locking device.
- Low voltage 24 V "man standing-by" controls.
- Vehicle anti-collision device on the upper crosspiece.
- Epoxy powder painting.
- Equipped with anchor small blocks.
- Delivered with oil for the hydraulic circuit.

PONTS ELEVATEURS A 2 COLONNES ELECTROHYDRAULIQUES

ELEKTROHYDRAULISCHE 2-SÄULEN HEBEBÜHNEN

RELEVÉ TECHNIQUE

• Fonctionnement électrohydraulique.
• Entretien réduit au minimum grâce à la longévité des composants de l'élévateur et à l'absence totale de câble, chaînes, poulies, roulements, vis et écrous.
• Alignement et synchronisme des deux chariots indépendamment de la répartition de charge.
• Appuis mécaniques de sécurité à branchement automatique.
• Soupapes de sécurité intégrées aux cylindres.
• Dispositif de sécurité en présence d'obstacles pendant la phase de descente.
• Contrôle compensé de la vitesse.
• Vanne de protection contre les surcharges.
• Protège-pieds et dispositif automatique de blocage des bras.
• Commandes de type "homme mort" basse tension 24 V.
• Dispositif anticollision du véhicule sur la traverse supérieure.
• Peinture époxy.
• Chevilles d'ancrage au sol fournies.
• Livrés avec l'huile pour le circuit hydraulique.

TECHNISCHE UND KONSTRUKTIVE ANGABEN

• Elektrohydraulischer Antrieb.
• Die Wartung wurde auf ein Minimum reduziert wegen Verwendung sehr hochwertiger Bauteile sowie dem völligen Fehlen mechanischer Bauteile wie Seilen, Ketten, Lagern und Tragmuttern.
• Anpassung und Synchronisation der Hubschlitten, unabhängig von der Verteilung der Ladung.
• Automatisches Einrasten der mechanischen Sicherheitsvorrichtung.
• Im Zylinder eingebaute Sicherheitsventile.
• Senkabschaltung beim Auflaufen auf ein Hindernis.
• Überwachung der Hub-/Senkgeschwindigkeit.
• Überlastventil.
• Fußschutz und automatische Tragarmarretierung.
• Totmann-Steuerung (Niederpassung).
• Ausgestattet mit einer Sicherheitsabschaltung an der oberen Travese.
• Epoxid-Pulverlackierung.
• Ausgestattet mit schmaler Grundplatte.
• Wird mit Öl für die hydraulische Schaltung geliefert.

ART. 199/YC

3200 KG

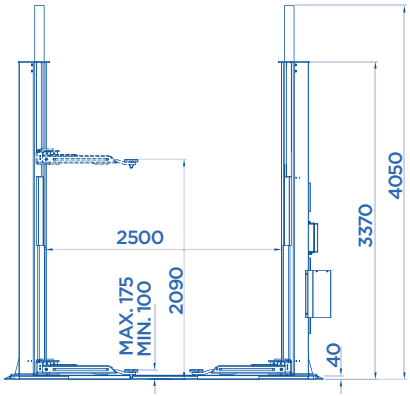

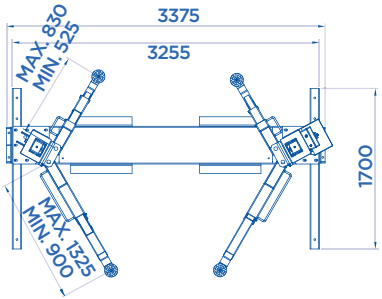

OPTIONAL Pag. 032

ART.			Motore trifase Three-phase motor Moteur triphasé Netzspannung	KG
199/YC	3200 Kg	2,2 KW	400V • 50HZ	790

Potenza motore • Motor power • Puissance moteur • Motorleistung

ART. 199/YL

3200 KG

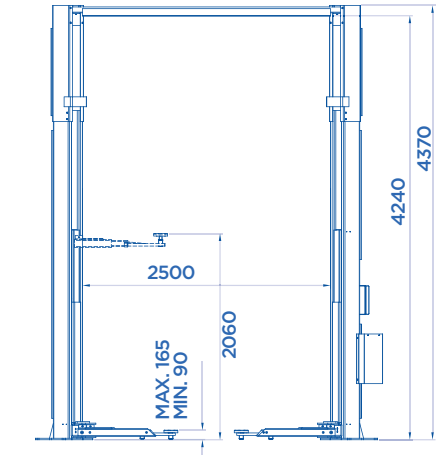

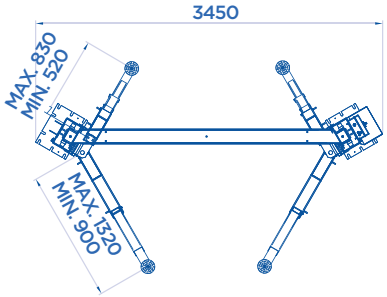

CE Made in Italy

EN1493 APPROVED

OPTIONAL Pag. 032

ART.			Motore trifase Three-phase motor Moteur triphasé Netzspannung	KG
199/YL	3200 Kg	2,2 KW	400V • 50HZ	770

Potenza motore • Motor power • Puissance moteur • Motorleistung

OMCN S.p.A.

ART. 199/V • 199/W

S M L *

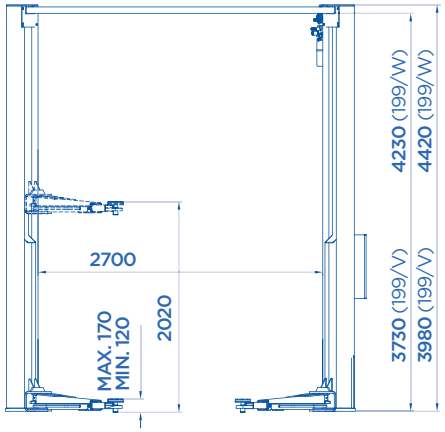

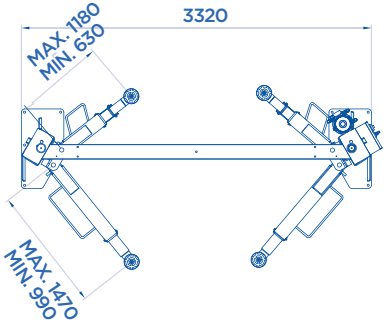

* + OPTIONAL

ART. 373
SET DI PROLUNGHE

Pair of extensions
Paire de rallonges
2 Verlängerungen

L

MAX

600 Kg X 2

OPTIONAL Pag. 032

ART.			Motore trifase Three-phase motor Moteur triphasé Netzspannung	KG
199/V	4000 Kg	2,2 KW	400V • 50HZ	1270
199/W	4000 Kg	2,2 KW	400V • 50HZ	1370

Potenza motore • Motor power • Puissance moteur • Motorleistung

ART. 199/WL

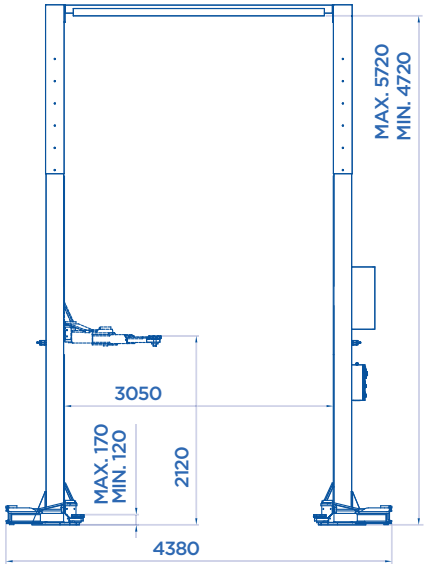

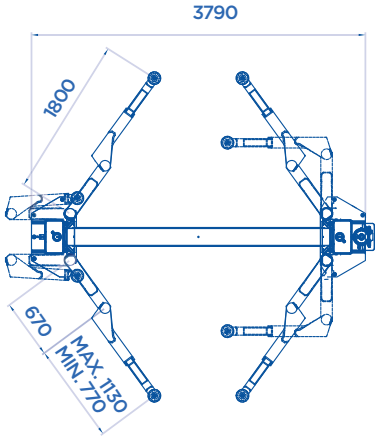

CE Made in Italy

EN1493

8000 KG

HEAVY DUTY

OPTIONAL Pag. 032

ART.			Motore trifase Three-phase motor Moteur triphasé Netzspannung	KG
199/WL	8000 Kg	3,3 KW	400V • 50HZ	1850

Potenza motore • Motor power • Puissance moteur • Motorleistung

ACCESSORI EXTRA DOTAZIONE

EXTRA EQUIPMENT • ACCESSOIRES EN OPTION • EXTRA ZUBEHÖR

KIT **X4**

ADATTATORI

Adaptors
Adaptateurs
Adapter

ART.	mm	199/YC 199/YL
370	250	✓
370/A	380	✓
370/B	65	✓
370/C	45	✓

ART. 370

ART. 370/A

ART. 370/B

ART. 370/C

KIT **X4**

ADATTATORI

Adaptors
Adaptateurs
Adapter

ART.	199/V 199/W 199/WL
A199/R	✓
B199/R	✓
C199/R	✓

ART. A199/R



ART. B199/R

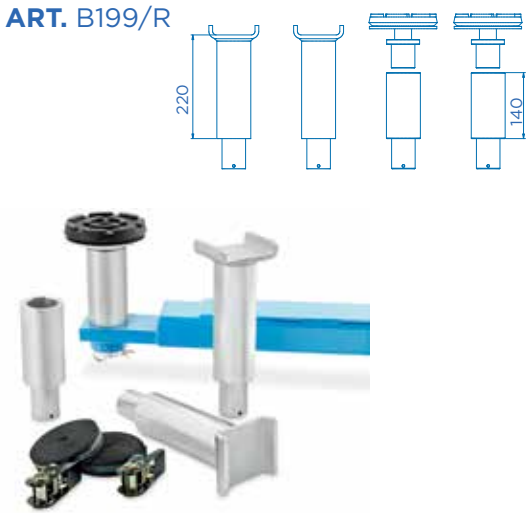

ART. C199/R

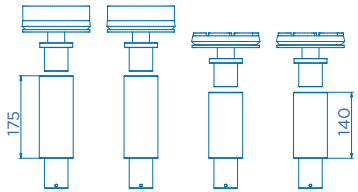

ACCESSORI EXTRA DOTAZIONE

EXTRA EQUIPMENT • ACCESSOIRES EN OPTION • EXTRA ZUBEHÖR

ART. 371
DUE COPPIE DI CAVALLETTI PER ASSETTO RUOTE PER PONTE SOLLEVATORE A DUE COLONNE. UNA DELLE DUE COPPIE HA I PIANI MOBILI DI REGOLAZIONE

Two pairs of wheel alignement stands for two post lifts. One is equipped with adjustment movable planes

Deux paires de chevalets pour la géométrie des roues sur pont 2 colonnes, dont une fournie avec plateaux mobiles de réglage

2 Paar fahrbare Unterstellböcke zur Achsvermessung für 2-Säulen Hebebühnen; davon 2 Stück mitDrehtellern ausgestattet

ART. 373
SET DI PROLUNGHE

Pair of extensions

Paire de rallonges

2 Verlängerungen

L

ART.	MAX	199/V 199/W
373	600 Kg X 2	✓



ART. 372
TAMPONE A REGOLAZIONE RAPIDA

Fast adjustable pad

Tampon à reglage rapide

Pufferhalterung mit Schnelleinstellung

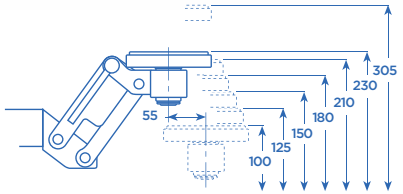

✓ ART. 199/YC

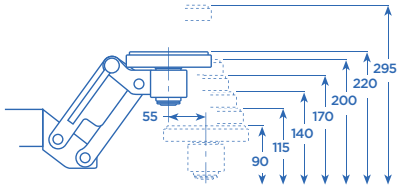

✓ ART. 199/YL

- Diverse posizioni stabili ad aggancio automatico.
- Tampone regolabile a vite a doppia sfilata.
- Una facilità di utilizzo, regolazione e posizionamento.

- Different stable positions for automatic coupling.
- Double stage screw adjustable pads.
- Easy to use, adjust and position.

- Différentes positions stables à accrochage automatique.
- Tampon réglable à vis à double étage.
- La facilité d'utilisation, de réglage, et de positionnement.

- Verschiedene feste Positionen mit automati scher Aufnahme.
- Puffer mit Schraubeinstel lung und mit doppeltem Lauf.
- Die Einfachheit im Gebrauch, der Einstellung und Positionierung.