WELDING - 20 bar

PAINTED STEEL

In accordance with directive **Atex** 94/9 II 3 GD c (T5) 100 °C X

FIXED

Supplied with:
- double hose Standard EN559, hoses SBR/EPDM rubber
- brass fitting
- brass swivel joint
- **"viton"** seals



	Article	Hose supplied	Connection inlet	Connection outlet
S. 430	8430.700	without hose	M3/8"G	M3/8"G
	8430.701	13m - 2x1/4" - 2x6 (973.913)	F3/8"G	F3/8"G
	8430.702	12m - 2x5/16" - 2x8 (974.912)	F3/8"G	F3/8"G
S. 530	8530.700	without hose	M3/8"G	M3/8"G
	8530.701	17m - 2x1/4" - 2x6 (973.917)	F3/8"G	F3/8"G
	8530.702	20m - 2x1/4" - 2x6 (973.920)	F3/8"G	F3/8"G
	8530.703	15m - 2x5/16" - 2x8 (974.915)	F3/8"G	F3/8"G
	8530.704	20m - 2x5/16" - 2x8 (974.920)	F3/8"G	F3/8"G
	8530.705	15m - 2x3/8" - 2x9 (975.915)	F3/8"G	F3/8"G
S. 540	8540.700	without hose	M3/8"G	M3/8"G
	8540.701	25m - 2x1/4" - 2x6 (973.925)	F3/8"G	F3/8"G
	8540.702	30m - 2x1/4" - 2x6 (973.930)	F3/8"G	F3/8"G
	8540.704	25m - 2x5/16" - 2x8 (974.925)	F3/8"G	F3/8"G
	8540.705	30m - 2x5/16" - 2x8 (974.930)	F3/8"G	F3/8"G
	8540.707	20m - 2x3/8" - 2x9 (975.920)	F3/8"G	F3/8"G
	8540.709	27m - 2x3/8" - 2x9 (975.927)	F3/8"G	F3/8"G

FIXED OVERALL DIMENSIONS

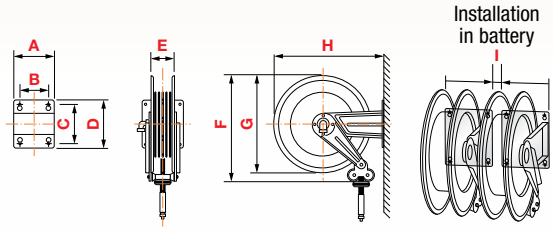

Art.	A	B	C	D	E	F	G	H	I	1-m³	Kg *
S. 430	186	140	196	226	115	460	420	460	20	0,098	from 14 to 24
S. 530	203	153	220	258	115	550	510	560	20	0,120	from 19 to 42
S. 540	300	218	228	268	190	550	510	573	0	0,175	from 24 to 40

* The list shows min and max weight for each series: min weight refers to version without hose, max weight revers to heaviest version which depends on hose length and diameter.

FIXED HOSE REELS INSTALLATION

The quick coupling support is equipped with 4 slot holes that allow an easy and safe installation of the hose reel.
The **template** supplied facilitates drilling of the holes and there fore hose reel fixing.

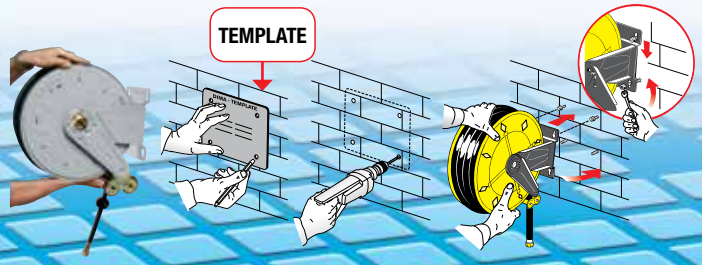

LPG / METHANE - 20 bar

PAINTED STEEL

In accordance with directive **Atex** 94/9 II 3 GD c (T5) 100 °C X

FIXED

Supplied with:
- orange hose Standard EN559
- brass fitting
- brass swivel joint
- **"viton"** seals

	Article	Hose supplied	Connection inlet	Connection outlet
S. 330	8330.800	without hose	M3/8"G Sx	M3/8"G Sx
	8330.801	8m - 8x15 (974.1008)	F3/8"G Sx	F3/8"G Sx
	8330.802	10m - 10x17 (975.1010)	F3/8"G Sx	F3/8"G Sx
S. 390	8390.800	without hose	M3/8"G Sx	M3/8"G Sx
	8390.801	15m - 8x15 (974.1015)	F3/8"G Sx	F3/8"G Sx
	8390.802	15m - 10x17 (975.1015)	F3/8"G Sx	F3/8"G Sx
S. 430	8430.800	without hose	M3/8"G Sx	M3/8"G Sx
	8430.802	20m - 8x15 (974.1020)	F3/8"G Sx	F3/8"G Sx
	8430.804	18m - 10x17 (975.1018)	F3/8"G Sx	F3/8"G Sx
S. 530	8530.800	without hose	M3/8"G Sx	M3/8"G Sx
	8530.802	28m - 8x15 (974.1028)	F3/8"G Sx	F3/8"G Sx
	8530.804	27m - 10x17 (975.1027)	F3/8"G Sx	F3/8"G Sx
S. 540	8540.800	without hose	M3/8"G Sx	M3/8"G Sx
	8540.802	30m - 10x17 (975.1030)	F3/8"G Sx	F3/8"G Sx

FIXED OVERALL DIMENSIONS

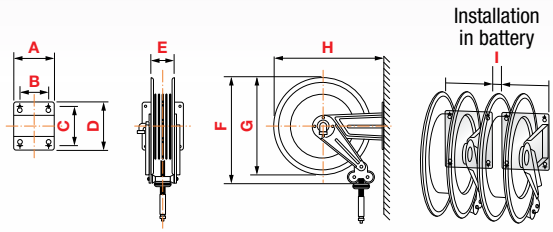

Art.	A	B	C	D	E	F	G	H	I	1-m³	Kg *
S. 330	186	140	196	226	110	355	350	365	20	0,045	from 8 to 13
S. 390	186	140	196	226	110	400	390	410	20	0,068	from 11 to 18
S. 430	186	140	196	226	115	460	420	460	20	0,098	from 14 to 24
S. 530	203	153	220	258	115	550	510	560	20	0,120	from 19 to 42
S. 540	300	218	228	268	190	550	510	573	0	0,175	from 24 to 40

* The list shows min and max weight for each series: min weight refers to version without hose, max weight revers to heaviest version which depends on hose length and diameter.

FIXED HOSE REELS INSTALLATION
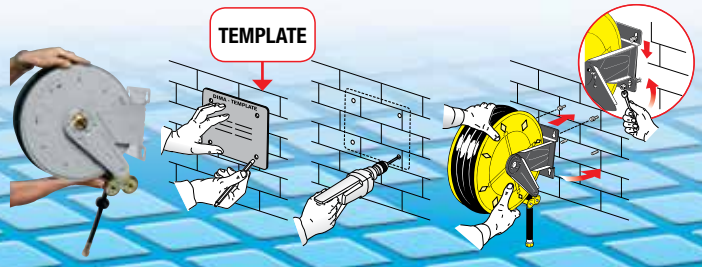
The quick coupling support is equipped with 4 slot holes that allow an easy and safe installation of the hose reel.
The **template** supplied facilitates drilling of the holes and there fore hose reel fixing.