INDUSTRIAL DYEING PUMPS

ADVANCED FLUID
MANAGEMENT SOLUTIONS

Sturdy and reliable industrial and diaphragm pumps.

5 YEARS WARRANTY

CE Made In Italy

Industrial piston pumps

TECHNICAL **CHARACTERISTICS**

Strength points

- **Maximum resistance:**
  P/N 95DT/21 pump is designed to resist also with very aggressive paints and fluids thanks to a special surface treatment.

- **Safety in time:**
  pneumatic engine and suction tube are separated to avoid a possible contact between fluid and engine's components.

- **High performance:**
  industrial pumps are the result of many R&D years. They are tested one by one to ensure the best performance and efficiency.

- **Time and maintenance saving:**
  fewer moving parts ensure an easy and occasional maintenance with saving in running costs.

Divorced version
the pneumatic engine is 100% protected from any kind of suction tube's leaks or breakages, ensuring a maximum efficiency and life-time.

Special treatment
P/N 95DT/21 suction tube is designed to resist also with very aggressive paints and fluids thanks to the surface hardening treatment.

Usability
P/N 95DT/21 has a 2" suction tube inlet suitable for silos and usable with P/N 21/60 basement. P/N 94DT/61, instead, is usable to work on drums and tanks.

Diaphragm pumps

TECHNICAL **CHARACTERISTICS**

Strength points

- **Wide range:**
  3 diaphragm pumps families are available: entirely in aluminum, entirely in polypropylene and, last one, aluminum engine with polypropylene manifolds version. Each one of these families presents pumps with different size to ensure the maximum compatibility with every working environments.

- **Usable in explosive atmosphere:**
  ATEX certification is available with the aluminum version and aluminum engine with polypropylene manifolds version.

- **Compatibility with all the fluids:**
  there are a lot of membranes, seats and balls to choose depending on the fluids pumped.

- **High performance:**
  diaphragm pumps are the result of many R&D years. They are tested one by one to ensure the best performance and efficiency.

Balls, seats and membranes are available in 5 different versions to satisfy every single working need.

Single or double inlet/outlet versions available.

Surface treated for a maximum life-time aluminum versions have an internal and external sand blasting and nickel-plating surface treatment. Die-casting ensures a better structural and surface finish.

Air-operated INDUSTRIAL pumps
AISI 304 STAINLESS STEEL

1.1/2” - 95 l/min

Series	900 divorced
P/N	95DT/21
Ratio	2:1
Flow rate	95 l/min
Seals	Teflon®
Compatible fluids	Paints, chemical and industrial fluids
Suction tube upper body	Carbon steel
Suction tube	Stainless steel AISI 304 the surface hardening treatment
Air motor	Aluminum, hardened steel, brass
Air inlet connection	F 1/2” G
Fluid inlet connection	F 2” G
Fluid outlet connection	F 1.1/2” G
Max air consumption 8 bar	1,6 m³/min
Noise level	80 dB
Air max feed pressure	8 bar
Suitable for silos	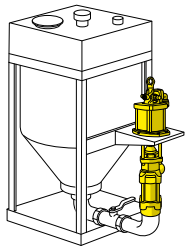
Packing - Weight	N° 1 packing m³ 0,20 Kg 45
Dimensions (A - B - C)	360 mm - 600 mm - 120 mm

Overall dimensions

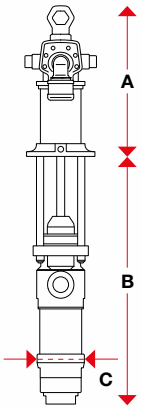

Filter mounting

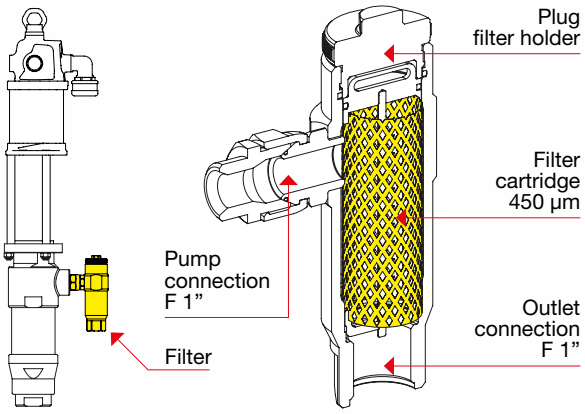

ACCESSORIES (to be ordered separately)

P/N **21/162**

Basement with industrial pumps connector



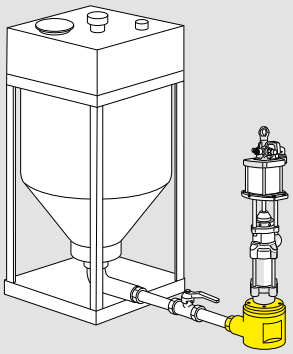

P/N **95UF140**

Outlet filter connection F 1.1/2” in AISI 304 stainless steel

Air-operated INDUSTRIAL pumps
AISI 304 STAINLESS STEEL

3/4” - 42 l/min

Series	900 divorced
P/N	94D/61
Ratio	6:1
Flow rate	42 l/min
Seals	Teflon®+UHMW-PE
Compatible fluids	Paints, chemical and industrial fluids
Suction tube upper body	Stainless steel AISI 304
Suction tube	Stainless steel AISI 304
Air motor	Aluminum, hardened steel, brass
Air inlet connection	F 1/2” G
Fluid inlet connection	F 1.1/4” G
Fluid outlet connection	F 3/4” G
Max air consumption 8 bar	1,6 m³/min
Noise level	80 dB
Air max feed pressure	8 bar
Suitable for drums or tanks	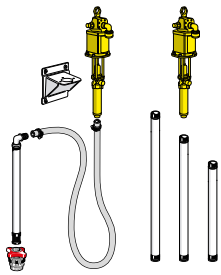
Packing - Weight	N° 1 packing m³ 0,04 Kg 16,7
Dimensions (A - B - C)	360 mm - 480 mm - 60 mm

Overall dimensions

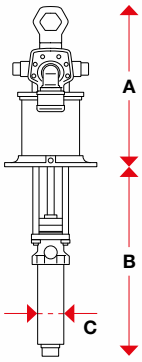

Filter mounting

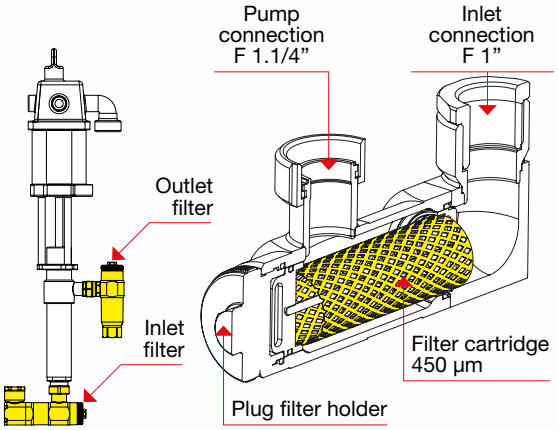

P/N **37817**
Pressure regulator with discharge of condensation and air lubricator
F 1/2” x F 1/2”

P/N **94UF140**
Outlet filter connection F 3/4” in AISI 304 stainless steel

P/N **94EF450**
Adjustable inlet filter connection F1.1/4” in AISI 304 stainless steel

Diaphragm pumps
POLYPROPYLENE

S. 120-PPB	S. 1000-PPB	S. 1000-PPB dual inlet
1/2” - 65 l/min	1” - 145 l/min	1” - 145 l/min

Series	120-PPB	1000-PPB	1000-PPB dual inlet
P/N	2A3/1677TT5	2A4/2677TTI	2A7/2677TTI
Ratio	1:1	1:1	1:1
Flow rate	65 l/min	145 l/min	145 l/min
Membranes *	Teflon®+Hytrel®	Teflon®+Hytrel®	Teflon®+Hytrel®
Balls	Teflon®	Teflon®	Teflon®
Seats	Polypropylene and S. steel AISI 316	Polypropylene and S. steel AISI 316	Polypropylene and S. steel AISI 316
Max pressure	8 bar	8 bar	8 bar
Max cycles per minute	350 cpm	270 cpm	270 cpm
LItres per cycle **	0,188 l	0,540 l	0,540 l
Max suction lift	dry column 4,5 m wet column 7,5 m	dry column 5 m wet column 7,5 m	colonna asciutta 5 m wet column 7,5 m
Max size pumpable solids	1,5 mm	3 mm	3 mm
Max working temperature ***	65° C	65° C	65° C
Noise level	76 dB	78 dB	78 dB
Max air consumption	0,89 m^3/min	1,1 m^3/min	1,1 m^3/min
Air working pressure	2 - 6 bar	2 - 6 bar	2 - 6 bar
Air inlet connection	F 3/8” G	F 3/8” G	F 3/8” G
Air outlet connection (muffler)	F 3/4” G	F 3/4” G	F 3/4” G
Fluid inlet connection Regulations for flanged connections: ANSI 150 - DIN PN 10 - JIS 10K	F 3/4” G F 1” G for drum	flange 1” (25 mm) proneness to F 1.1/4” G thread	dual inlet flange 1” (25 mm) proneness to F 1.1/4” G thread
Fluid outlet connection Regulations for flanged connections: ANSI 150 - DIN PN 10 - JIS 10K	F 1/2” G	flange 1” (25 mm) proneness to F 1.1/4” G thread	flange 1” (25 mm) proneness to F 1.1/4” G thread
Packing - Weight	N° 1 packing m^3 0,01 Kg 5,5	N° 1 packing m^3 0,02 Kg 8	N° 1 packing m^3 0,02 Kg 8
Dimensions (A x B x C)	208 mm x 158 mm x 326 mm	357 mm x 150 mm x 418 mm	357 mm x 150 mm x 418 mm

* With PTFE membrane flow rate is 10% lower ** Displacement per cycle may be influenced by suction lift, fluid viscosity, air pressure, number of cycles per minute
*** The materials in contact with the fluid, and the fluid as well, can restrict the pump working temperature

ACCESSORY
(to be ordered separately)



P/N 32/95

Flange in stainless steel AISI 304 with F 1”G thread suitable for the plant connection.

MEMBRANES, SEATS AND BALLS AVAILABLE
(each line correspond with a pump version available on the catalog 404-PPB)

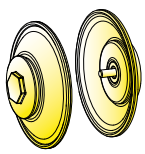

Membranes	1/2” pumps seats	1” pumps seats	Balls
Hytrel®	Polypropylene and Stainless steel AISI 316	Stainless steel AISI 316	Hytrel®
Santoprene™	Polypropylene and Stainless steel AISI 316	Stainless steel AISI 316	Santoprene™
EPDM	Polypropylene and Stainless steel AISI 316	Stainless steel AISI 316	Acetal
NBR	Polypropylene and Stainless steel AISI 316	Stainless steel AISI 316	Hytrel®

Diaphragm pumps ALUMINUM

Atex 94/9
II 2 GD c IIB T4 X

S. 120-AB
1/2” - 70 l/min

S. 1000-AB
multi-ported inlet/outlet
1” - 170 l/min

S. 1140-AB
1.1/4” - 200 l/min

Series	120-AB	1000-AB multi-ported inlet/outlet	1140-AB
P/N	3C1/16111TTP	3C3/26111TTP	3C1/30111TTP
Ratio	1:1	1:1	1:1
Flow rate	70 l/min	170 l/min	200 l/min
Membranes *	Teflon®+Hytrel®	Teflon®+Hytrel®	Teflon®+Hytrel®
Balls	Teflon®	Teflon®	Teflon®
Seats	Polypropylene	Polypropylene	Polypropylene
Max pressure	8 bar	8 bar	8 bar
Max cycles per minute	400 cpm	300 cpm	260 cpm
LItres per cycle **	0,188 l	0,590 l	0,800 l
Max suction lift	dry column 4,5 m wet column 7,5 m	dry column 5 m wet column 7,5 m	dry column 5 m wet column 7,5 m
Max size pumpable solids	1,5 mm	3 mm	3 mm
Max working temperature ***	100° C	100° C	100° C
Noise level	75 dB	75 dB	75 dB
Max air consumption	0,80 m³/min	1,40 m³/min	1,80 m³/min
Air working pressure	2 - 6 bar	2 - 6 bar	2 - 6 bar
Air inlet connection	F 3/8” G	F 3/8” G	F 3/4” G
Air outlet connection (muffler)	F 1/2” G	F 1/2” G	F 1” G
Fluid inlet connection	F 3/4” G	4 X F 1” G	F 1.1/4” G
Fluid outlet connection	F 1/2” G	5 X F 1” G	F 1.1/4” G
Packing - Weight	N° 1 packing m³ 0,01 Kg 6,5	N° 1 packing m³ 0,02 Kg 13,5	N° 1 packing m³ 0,03 Kg 15
Dimensions (A x B x C)	201 mm x 160 mm x 256 mm	280 mm x 200 mm x 352 mm	286 mm x 238 mm x 386 mm

* With PTFE membrane flow rate is 10% lower ** Displacement per cycle may be influenced by suction lift, fluid viscosity, air pressure, number of cycles per minute
*** The materials in contact with the fluid, and the fluid as well, can restrict the pump working temperature

PUMP DIMENSIONS

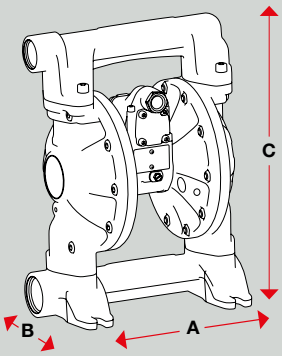

MEMBRANES, SEATS AND BALLS AVAILABLE

(each line correspond with a pump version available on the catalog 404-M)



Membranes	Seats	Balls
Hytrel®	Hytrel®	Hytrel®
Santoprene™	Santoprene™	Santoprene™
EPDM	Acetal	Acetal
NBR	Hytrel®	Hytrel®

RAASM industrial and diaphragm pumps, wall mounted or applicated directly in the system, allow the paints delivery inside the tissues dyeing machine.

RAASM S.p.A.
36022 S. ZENO DI CASSOLA (VI)
Via Marangoni, 33 - ITALY

Export department
Tel. +39 0424 571 130 - Fax 0424 571 135
Technical department
Tel. +39 0424 571 150 - Fax 0424 571 155

info@raasm.com
www.raasm.com

GB

WRPINCHC2016-GB