Catalogo Generale
General Catalogue

06/2021



VEPA

Componenti per Aria Compressa
Linea Verniciatura & Ingrassaggio

Compressed Air Components
Painting & Greasing Line

1	Espositori Displays	5
2	Attacchi - raccordi Joints	9
3	Raccordi a calzamento Joints with screw on nuts	14
4	Raccordi automatici in ottone con pinzette presa tubo in acciaio inox Automatic brass joints with stainless steel clip for hose fastening	16
5	Raccordi automatici in ottone con pinzette presa tubo in acciaio inox e colletto ottone nichelato Automatic brass couplings with stainless steel clip for hose fastening and nickel-plated brass collar	18
6	Raccordi automatici in plastica con pinzette per presa tubo in acciaio inox per tubi Rilsan e Poliuretano Automatic plastic couplings with stainless steel clip for hose fastening for Rilsan and Polyurethane hoses	21
6.a	Raccordi automatici in Tecnopolimero • Serie Compatta Automatic Tecnopolymer couplings • Compact Series	23
6.b	Raccordi automatici in resina acetalica alimentari Automatic couplings in acetal polymer for food and beverage market	24
7	Raccordi bicono con attacchi a norme DIN 3870-3861 Ogive pipe fittings (DIN 3870-3861)	26
8	Raccordi in Acciaio Inox AISI 316 Stainless steel joints AISI 316	27
9	Dosatori, scaricatori di condensa, valvole di flusso ed elettrovalvole Proportioners, condensate recovery devices, flow restrictor valves and electrovalves	29
9.1	Valvola a sfera automatica a due vie e relativa elettrovalvola Automatic 2-way ball valve and corresponding electrovalve	30
9.2	Elettrovalvole e valvole a comando pneumatico per il controllo dei fluidi industriali Electrovalves and pneumatic operated valves to control industrial fluids	31
9.3	Scaricatori di condensa e pressostati di linea • Ricambi Condensate recovery devices and pressure switches • Spare Parts	32
10	Ripartitori e silenziatori Distribution frames and silencers	34
11	Rubinetti di scarico Drain taps	34
12	Rubinetti di linea Line taps	35
13	Rubinetti rapidi universali a sfera Universal quick couplers with spheres	36
14	Innesti rapidi Quick couplings	37
15	Rubinetti e innesti rapidi serie Gigante Quick couplers Giant range	38

16	Rubinetti e innesti rapidi serie Mignon Quick couplers Mignon range	39
17	Rubinetti e innesti rapidi Giapponesi serie Eco Japan quick couplers Eco range	40
17.a	Rubinetti e innesti rapidi Giapponesi “Originali” “Original” Japan quick couplers	41
18	Giunti rapidi professionali JWL JWL professional quick couplings	46
19	Linea impianti per aria compressa System line for compressed air	49
19.1	Tubi Hoses-Pipes	52
19.2	Raccordi automatici in plastica Plastic automatic fittings	53
19.3	Raccordi automatici in ottone Brass automatic fittings	54
19.4	Accessori per linea impianti per aria compressa System line for compressed air accessories	55
19.5	Componenti per impianti pneumatici Pneumatic installation components	56
19.6	Filtri per impianti aria compressa Filters for compressed air systems	57
19.7	Cartucce per filtri Filter cartridges	58
20	Gruppi Filtro-Riduttore-Lubrificatore (FRL) Filter-Reducer-Lubricator Groups (FRL)	61
20.1	Serie Economica Economical Range	61
20.2	Serie Mignon Mignon Range	62
20.3	Serie Professionale Mignon Professional Mignon Range	63
20.4	Serie Professionale Professional Range	64
20.5	Ricambi per gruppi Filtro-Riduttore-Lubrificatore (FRL) Professionali Spare parts for Professional Filter-Reducer-Lubricator groups (FRL)	66
20.6	Serie F4 F4 Range	67
20.7	Gruppi Filtro-Riduttore-Lubrificatore (FRL) serie “BIT” Professionali Professional Filter-Reducer-Lubricator-Groups (FRL) “BIT” range	71

20.8	Gruppi Filtro-Riduttore-Lubrificatore (FRL) serie “NEW DEAL” Professionali Professional Filter-Reducer-Lubricator-Groups (FRL) “NEW DEAL” range	71
20.9	Serie Wilkerson Wilkerson Range	72
21	Componenti e ricambi per compressori Spare parts for air compressors	77
21.1	Riduttori di pressione Pressure regulators	77
21.2	Valvole di sicurezza e di ritegno Security and non-return valves	79
21.3	Valvole e nippli tubo rame Valves and copper tube nipples	80
21.4	Pressostati e ricambi Pressure switches and spare parts	81
21.5	Manometri Pressure gauges	82
22	Accessori Accessories	83
23	Raccordi per spirale Joints for spiral hoses	84
24	Tubi spirale PA12 PA12 spiral hoses	85
25	Tubi spirale Spiral hoses	86
26	Tubi spirale in poliuretano senza raccordi Polyurethane spiral hoses without fittings	87
27	Tubi spirale in poliuretano raccordati Polyurethane spiral hoses with fittings	88
28	Tubi Hoses	89
29	Avvolgitubo automatici e arrotolatori Automatic hose reels and spring rewinders	92
30	Fascette stringitubo Cable ties	93
31	Pistole JWL PROFESSIONALI PROFESSIONAL JWL guns	99
32	Kit Kits	106
32.1	Kit per cabina autocarro Kit for truck cabins	107

33	Pistole Guns	108
34	Accessori per pistole Guns accessories	110
35	Aerografi Spray guns	111
35.1	Professionali Professional	115
36	Aerografi TOP QUALITY TOP QUALITY Spray Guns	116
37	Accessori per Aerografi Spray gun Accessories	117
38	Serbatoi sotto Pressione Pressurized Tanks	119
39	Sistemi per Verniciatura Painting Systems	120
40	Accessori per Verniciatura Accessories for Painting	124
41	Utensili pneumatici Pneumatic tools	128
42	Punti e groppini Staples and nails	131
43	Pistole Grassaggio Grease Guns	132
44	Cartucce Grasso - Testine Grassaggio Grease Cartridges - Grease Fittings	133
45	Oliatori Oil Cans	135
46	Pompe a Barile Manuali per Olio e Grasso Oil and Grease Manual Barrel Pumps	136
47	Pompe per Travaso Transfer Pumps	137
48	Aeropulsometri per Grasso Pneumatic Grease Pumps	138
49	Accessori - Ricambi per Aeropulsometri Accessories and Spare Parts for Pneumatic Pumps	139
50	Articoli Tecnici Industriali Technical Industrial Items	140
50.1	LOXEAL	140
50.2	WD40	143

ESP/1	Espositore per raccordi di maggior consumo Fittings display of big consumption	€
Art.	Descrizione / Description	
ESP/1	Espositore con raccordi / Display with fittings	-
ESP/10	Espositore vuoto / Empty display	-

Espositore da montare, composto da un pratico telaio e da 7 cassettiere
Fitting display to be assembled, composed of a handy frame and 7 drawer cabinets

Ingombri Sizes: L 610 mm x P 210 mm x H 1000 mm



N°	Art.	Qt./Qty
1	A106/1	200
2	A341/2	30
3	A105/3	25
4	A300/2	30
5	A242/2	15
6	A101/2	30
7	A110/1	30
8	A120/2	50
9	A121/5	40
10	A102/2	15
11	A112/1	20
12	A111/2	25
13	A113/1	20
14	A122/5	25
15	A123/5	30
16	A124/6	30
17	A125/3	40
18	A130/2	20
19	A132/2	20
20	A141/2	20
21	A142/2	20
22	A320/2	15
23	A320/3	15
24	A342/1	40
25	A343/1	20
26	A343/2	20
27	A340/2	60
28	A344/3	15
29	A102/1	20
30	A114/1	15
31	A134/2	25
32	A322/1	20
33	A381/2	35
34	A322/2	20
35	A323/3	20
36	A384/2	35
37	A382/2	30
38	A344/2	25
39	A323/2	20

ESP/2	Espositore per raccordi e accessori Display for fittings and for accessories	€
Art.	Descrizione / Description	
ESP/2	Espositore con raccordi / Display with fittings	-
ESP/20	Espositore vuoto / Empty display	-

Espositore montato, composto da una robusta struttura e da 12 cassettiere
Fitting display assembled, composed of a sturdy structure and 12 drawer cabinets

Ingombri Sizes: L 665 mm x P 250 mm x H 2000 mm



N°	Art.	Qt./Qty
1	A160/6	35
2	A160/2	40
3	A161/3	30
4	A162/6	25
5	A163/3	25
6	A165/5	15
7	A166/3	15
8	A162/2	25
9	A180/2	30
10	A180/5	30
11	A181/2	15
12	A183/2	15
13	A184/2	15
14	A185/2	20
15	A184/6	15
16	A186/4	15
17	A186/2	15
18	A187/5	15
19	A189/2	15
20	A187/2	15
21	A182/6	20
22	A244/2	15
23	A242/2	15
24	A160/3	30
25	A181/3	35
26	A220/2	25
27	A302/1	25
28	M470/1	25
29	A303/2	30
30	A189/3	20
31	A183/5	25
32	A185/3	15
33	D400/4	60
34	D700/1	5
35	A206/3	20
36	A190/3	15
37	A188/5	10
38	A109/3	40
39	A206/2	20
40	A202/3	25
41	A202/5	25
42	A203/3	25
43	A204/2	20
44	A204/5	20
45	M460/1	20
46	A161/2	40
47	A162/3	35
48	A200/5	35
49	A201/3	30
50	A227/2	10
51	D200/3	12
52	D200/1	10
53	A200/2	50
54	A240/2	15
55	A301/2	10
56	A304/2	15
57	A306/2	12
58	D100/2	15
59	D102/2	15
60	D112/1	8
61	D110/1	8

ESP/3	Espositore per raccordi completo Complete fittings display	€
Art.	Descrizione / Description	
ESP/3	Espositore con raccordi / Display with fittings	-
ESP/20	Espositore vuoto / Empty display	-

Espositore montato, composto da una robusta struttura e da 12 cassettiere
Fitting display assembled, composed of a sturdy structure and 12 drawer cabinets

Ingombri Sizes: L 665 mm x P 250 mm x H 2000 mm



N°	Art.	Qt./Qty
1	A106/1	200
2	A110/1	30
3	A124/5	30
4	A124/9	20
5	A112/1	20
6	A111/2	25
7	A121/5	40
8	A121/6	30
9	A122/5	25
10	A122/8	15
11	A123/5	30
12	A123/9	15
13	A101/2	30
14	A100/2	30
15	A107/6	40
16	A107/13	25
17	A120/2	50
18	A120/3	35
19	A104/1	10
20	A113/1	20
21	A341/2	30
22	A342/1	35
23	A300/2	30
24	A125/6	30
25	A132/3	20
26	A130/3	20
27	A103/1	15
28	A320/4	15
29	A125/3	70
30	A142/3	25
31	A138/2	10
32	A130/2	30
33	A131/2	30
34	A132/2	30
35	A136/2	25
36	A139/2	10
37	A141/2	30
38	A141/3	20
39	A142/2	30
40	A340/2	60
41	A133/2	25
42	A134/2	25
43	A135/2	25
44	A137/2	25
45	A343/1	20
46	A343/2	20
47	A102/1	20
48	A102/2	20
49	A114/1	15
50	A322/1	20
51	A322/2	20
52	A323/2	20
53	A323/3	20
54	A344/2	25
55	A344/3	20
56	A384/2	35
57	A382/2	30
58	A381/2	35
59	A321/2	25
60	A320/2	35
61	A320/3	35

ESP/4	Espositore accessori aria compressa Display for compressed air accessories	€
Art.	Descrizione / Description	
ESP/4	Espositore con accessori / Display with accessories	-
ESP/40	Espositore vuoto / Empty display	-

Espositore da montare, composto da un pratico telaio e da 13 cassettiere
Fitting display to be assembled, composed of a handy frame and 13 drawer cabinets

Ingombri Sizes: L 610 mm x P 325 mm x H 2150 mm

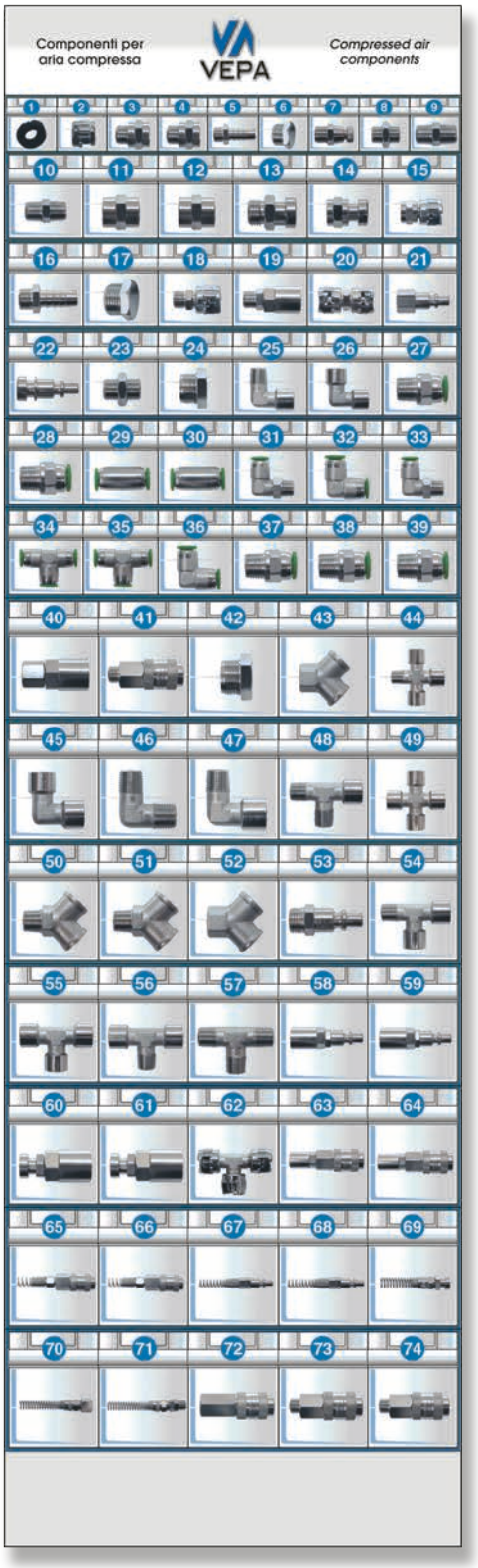

N°	Art.	Qt./Qty
1	A106/1	100
2	A110/1	10
3	A124/5	10
4	A124/9	10
5	A107/6	20
6	A120/3	10
7	A300/2	10
8	A121/6	10
9	A122/5	25
10	A122/8	15
11	A123/5	30
12	A123/9	15
13	A101/2	30
14	A100/2	30
15	A112/1	20
16	A107/13	15
17	A120/2	50
18	A111/2	25
19	A104/1	10
20	A113/1	20
21	A341/2	30
22	A342/1	35
23	A121/5	40
24	A125/6	30
25	A132/3	20
26	A130/3	20
27	A180/2	30
28	A180/5	30
29	A181/2	15
30	A181/3	15
31	A184/2	15
32	A185/2	15
33	A184/6	10
34	A189/2	10
35	A189/3	10
36	A185/3	10
37	A180/3	20
38	A180/6	20
39	A180/4	20
40	A103/1	15
41	A320/4	15
42	A125/3	70
43	A142/3	25
44	A138/2	10
45	A130/2	30
46	A131/2	30
47	A132/2	30
48	A136/2	25
49	A139/2	10
50	A141/2	30
51	A141/3	20
52	A142/2	30
53	A340/2	50
54	A133/2	25
55	A134/2	25
56	A135/2	25
57	A137/2	25
58	A343/1	20
59	A343/2	20
60	A102/1	20
61	A102/2	20
62	A114/1	15
63	A322/1	20
64	A322/2	20
65	A323/2	20
66	A323/3	20
67	A344/2	20
68	A344/3	20
69	A384/2	30
70	A382/2	30
71	A381/2	30
72	A321/2	20
73	A320/2	30
74	A320/3	30

A100 Attacco a baionetta **femmina**
Bayonet joint with **female** thread



Art.	Misura / Size	€
A100/1	1/8"	-
A100/2	1/4"	-
A100/3	3/8"	-

A101 Attacco a baionetta **maschio**
Bayonet joint with **male** thread



Art.	Misura / Size	€
A101/1	1/8"	-
A101/2	1/4"	-
A101/3	3/8"	-

A102 Attacco a baionetta con portagomma
Bayonet joint with sleeve



Art.	Misura / Size	€
A102/A	6 x 10	-
A102/1	6 x 14	-
A102/1A	8 x 12	-
A102/1B	8 x 15	-
A102/2	8 x 17	-
A102/2A	10 x 15	-
A102/3	10 x 17	-
A102/4	10 x 19	-

A103 Attacco filettato **femmina** con portagomma
Joint with **female** thread with sleeve

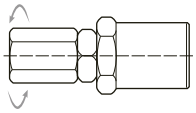

Art.	Misura / Size		€
A103/A	1/4"	6 x 10	-
A103/1	1/4"	6 x 14	-
A103/1A	1/4"	8 x 12	-
A103/1B	1/4"	8 x 15	-
A103/2	1/4"	8 x 17	-
A103/2A	1/4"	10 x 17	-
A103/2B	1/4"	10 x 19	-
A103/2C	1/4"	10 x 15	-
A103/3	3/8"	6 x 14	-
A103/3A	3/8"	6 x 10	-
A103/3B	3/8"	8 x 12	-
A103/3C	3/8"	8 x 15	-
A103/4	3/8"	8 x 17	-
A103/4A	3/8"	10 x 17	-
A103/4B	3/8"	10 x 19	-
A103/4C	3/8"	10 x 15	-
A103/4D	3/8"	11 x 16	-
GIREVOLE / ROTATING			
A103/6	1/4"	6 x 14	-
A103/9	1/4"	8 x 17	-

A106 Guarnizione per attacchi
Gasket for bayonet joint

Art.	Confezione / Pack	€
A106/1	100 pz. / 100 pcs.	-

A104 Attacco filettato **maschio** con portagomma
Joint with **male** thread with sleeve



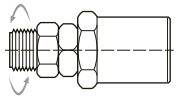

Art.	Misura / Size		€
A104/A	1/4"	6 x 10	-
A104/1	1/4"	6 x 14	-
A104/1A	1/4"	8 x 12	-
A104/1B	1/4"	8 x 15	-
A104/2	1/4"	8 x 17	-
A104/2A	1/4"	10 x 17	-
A104/2B	1/4"	10 x 19	-
A104/2C	1/4"	10 x 15	-
A104/3	3/8"	6 x 14	-
A104/3A	3/8"	6 x 10	-
A104/3B	3/8"	8 x 12	-
A104/3C	3/8"	8 x 15	-
A104/4	3/8"	8 x 17	-
A104/4A	3/8"	10 x 17	-
A104/4B	3/8"	10 x 19	-
A104/4C	3/8"	10 x 15	-
A104/4D	3/8"	11 x 16	-
GIREVOLE / ROTATING			
A104/6	1/4"	6 x 14	-
A104/9	1/4"	8 x 17	-

A105 Attacco a baionetta con resca
Bayonet joint with tail

Art.	Misura / Size	€
A105/1	ø 6	-
A105/2	ø 7	-
A105/3	ø 8	-
A105/4	ø 10	-
A105/5	ø 12	-
A105/6	ø 14	-

A107 Attacco filettato **maschio** con resca
Rubber hose tail fitting **male**



Art.	Misura / Size		€
A107/1	1/8"	ø 6	-
A107/2	1/8"	ø 7	-
A107/3	1/8"	ø 8	-
A107/4	1/8"	ø 9	-
A107/5	1/4"	ø 6	-
A107/6	1/4"	ø 7	-
A107/7	1/4"	ø 8	-
A107/8	1/4"	ø 9	-
A107/9	1/4"	ø 10	-
A107/10	1/4"	ø 12	-
A107/11	3/8"	ø 8	-
A107/12	3/8"	ø 9	-
A107/13	3/8"	ø 10	-
A107/14	3/8"	ø 12	-
A107/15	3/8"	ø 14	-
A107/16	3/8"	ø 16	-
A107/17	1/2"	ø 12	-
A107/18	1/2"	ø 14	-
A107/19	1/2"	ø 16	-
A107/21	1/2"	ø 20	-
A107/24	3/4"	ø 18	-
A107/25	3/4"	ø 20	-
A107/26	3/4"	ø 25	-
A107/27	1"	ø 25	-
A107/28	1"	ø 30	-

A108 Attacco filettato **femmina** con resca
Rubber hose tail fitting **female**



Art.	Misura / Size		€
A108/1	1/8″	ø 6	-
A108/2	1/8″	ø 7	-
A108/2A	1/4″	ø 6	-
A108/3	1/4″	ø 7	-
A108/4	1/4″	ø 8	-
A108/4A	1/4″	ø 10	-
A108/4B	3/8″	ø 8	-
A108/5	3/8″	ø 9	-
A108/7	1/2″	ø 12	-

A109 Attacco doppia resca
Double union joint



Art.	Misura / Size	€
A109/1	ø 6	-
A109/2	ø 7	-
A109/3	ø 8	-
A109/4	ø 10	-
A109/5	ø 12	-
A109/6	ø 14	-

A110 Dado fresato
Milled nut

Art.	Misura / Size	€
A110/1	1/4″	-
A110/2	3/8″	-

A111 Raccordo **maschio** con dado fresato
Joint with **male** thread and milled nut



Art.	Misura / Size	€
A111/1	1/8″	-
A111/2	1/4″	-
A111/3	3/8″	-

A112 Raccordo **femmina** con dado fresato
Joint with **female** thread, milled nut



Art.	Misura / Size	€
A112/1	1/4″	-
A112/2	3/8″	-

A113 Raccordo con due dadi fresati
Joint with two milled nuts

Art.	Misura / Size	€
A113/1		-

A114 Raccordo a "T" con tre dadi fresati
"T" joint with three milled nuts



Art.	Misura / Size	€
A114/1		-

A115 Raccordo girevole **maschio femmina**
Male **female** swivelling joint

Art.	Misura / Size		€
A115/1	1/8″	1/8″	-
A115/2	1/4″	1/4″	-
A115/3	3/8″	3/8″	-
A115/4	1/2″	1/2″	-

A118 Tappo con filetto **femmina**
Cap with **female** thread

Art.	Misura / Size	€
A118/1	1/8″	-
A118/2	1/4″	-
A118/3	3/8″	-
A118/4	1/2″	-
A118/5	3/4″	-
A118/6	1″	-

A119 Tappo con filetto **maschio** conico
Cap with **male** conical thread

Art.	Misura / Size	€
A119/1	1/8″	-
A119/2	1/4″	-
A119/3	3/8″	-
A119/4	1/2″	-
A119/5	3/4″	-
A119/6	1″	-

A120 Tappo con filetto cilindrico **maschio**
Cap with cylindrical **male** thread

Art.	Misura / Size	€
A120/1	1/8″	-
A120/2	1/4″	-
A120/3	3/8″	-
A120/4	1/2″	-
A120/5	3/4″	-
A120/6	1″	-

A121 Nipplo con filetto cilindrico **maschio**
Nipple with cylindrical **male** thread

Art.	Misura / Size		€
A121/1	1/8″	1/8″	-
A121/2	1/8″	1/4″	-
A121/3	1/8″	3/8″	-
A121/4	1/8″	1/2″	-
A121/5	1/4″	1/4″	-
A121/6	1/4″	3/8″	-
A121/7	1/4″	1/2″	-
A121/8	3/8″	3/8″	-
A121/9	3/8″	1/2″	-
A121/10	1/2″	1/2″	-
A121/11	1/2″	3/4″	-
A121/12	3/4″	3/4″	-
A121/13	3/4″	1″	-
A121/14	1″	1″	-

A122 Nipplo con filetto conico **maschio**
Nipple with conical **male** thread



Art.	Misura / Size		€
A122/1	1/8″	1/8″	-
A122/2	1/8″	1/4″	-
A122/3	1/8″	3/8″	-
A122/4	1/8″	1/2″	-
A122/5	1/4″	1/4″	-
A122/6	1/4″	3/8″	-
A122/7	1/4″	1/2″	-
A122/8	3/8″	3/8″	-
A122/9	3/8″	1/2″	-
A122/10	1/2″	1/2″	-
A122/11	1/2″	3/4″	-
A122/12	3/4″	3/4″	-
A122/13	3/4″	1″	-
A122/14	1″	1″	-

A123 Manicotto con filetto cilindrico **femmina**
Manifold with cylindrical **female** thread

Art.	Misura / Size		€
A123/1	1/8″	1/8″	-
A123/2	1/8″	1/4″	-
A123/3	1/8″	3/8″	-
A123/4	1/8″	1/2″	-
A123/5	1/4″	1/4″	-
A123/6	1/4″	3/8″	-
A123/7	1/4″	1/2″	-
A123/8	3/8″	3/8″	-
A123/9	3/8″	1/2″	-
A123/10	1/2″	1/2″	-
A123/10A	3/4″	3/8″	-
A123/11	3/4″	1/2″	-
A123/12	3/4″	3/4″	-
A123/13	3/4″	1″	-
A123/14	1″	1″	-

A124 Giunzione cilindrica **maschio-femmina**
Cylindrical connection **male-female** thread

Art.	Misura / Size		€
A124/1	1/8″	1/8″	-
A124/2	1/8″	1/4″	-
A124/3	1/8″	3/8″	-
A124/4	1/8″	1/2″	-
A124/5	1/4″	1/4″	-
A124/6	1/4″	3/8″	-
A124/7	1/4″	1/2″	-
A124/8	3/8″	3/8″	-
A124/9	3/8″	1/2″	-
A124/10	1/2″	1/2″	-
A124/11	1/2″	3/4″	-
A124/12	3/4″	3/4″	-
A124/13	3/4″	1″	-
A124/14	1″	1″	-

A125 Riduzione cilindrica **maschio-femmina**
Reducer **male-female** cylindrical thread

Art.	Misura / Size		€
A125/1	1/4″	1/8″	-
A125/2	3/8″	1/8″	-
A125/3	3/8″	1/4″	-
A125/4	1/2″	1/8″	-
A125/5	1/2″	1/4″	-
A125/6	1/2″	3/8″	-
A125/7	3/4″	3/8″	-
A125/8	3/4″	1/2″	-
A125/9	1″	1/2″	-
A125/10	1″	3/4″	-

A126 Giunzione conica **maschio-femmina**
Conical connection **male-female**

Art.	Misura / Size		€
A126/1	1/8″	1/8″	-
A126/2	1/8″	1/4″	-
A126/3	1/8″	3/8″	-
A126/4	1/4″	1/4″	-
A126/5	1/4″	3/8″	-
A126/6	1/4″	1/2″	-
A126/7	3/8″	3/8″	-
A126/8	3/8″	1/2″	-
A126/9	1/2″	1/2″	-
A126/10	1/2″	3/4″	-
A126/11	3/4″	3/4″	-

Il filetto maschio dei raccordi a **"L"**, a **"T"**, a **"Y"** e a **"croce"** è conico.

Male thread of **"L"**, **"T"**, **"Y"** and **"cross"** joints is conical.

A127 Prolunga **maschio-femmina**
Extension **male-female**



Art.	Misura / Size	€
A127/1	1/8"x1/8" L 36	-
A127/2	1/8"x1/8" L 45	-
A127/3	1/4"x1/4" L 27	-
A127/4	1/4"x1/4" L 43	-

A130 Raccordo a "L" **femmina-femmina**
"L" joint with **female-female** thread

Art.	Misura / Size	€
A130/1	1/8"	-
A130/2	1/4"	-
A130/3	3/8"	-
A130/4	1/2"	-
A130/5	3/4"	-
A130/6	1"	-

A131 Raccordo a "L" **maschio-maschio**
"L" joint with **male-male** thread

Art.	Misura / Size	€
A131/1	1/8"	-
A131/2	1/4"	-
A131/3	3/8"	-
A131/4	1/2"	-
A131/5	3/4"	-
A131/6	1"	-

A132 Raccordo a "L" **maschio-femmina**
"L" joint with **male-female** thread

Art.	Misura / Size	€
A132/1	1/8"	-
A132/2	1/4"	-
A132/3	3/8"	-
A132/4	1/2"	-
A132/5	3/4"	-
A132/6	1"	-

A133 Raccordo a "T" **M-F-F**
"T" joint with **M-F-F** thread

Art.	Misura / Size	€
A133/1	1/8"	-
A133/2	1/4"	-
A133/3	3/8"	-
A133/4	1/2"	-
A133/5	3/4"	-
A133/6	1"	-

A134 Raccordo a "T" **F-F-F**
"T" joint with **F-F-F** thread

Art.	Misura / Size	€
A134/1	1/8"	-
A134/2	1/4"	-
A134/3	3/8"	-
A134/4	1/2"	-
A134/5	3/4"	-
A134/6	1"	-

A135 Raccordo a "T" **F-M-F**
"T" joint with **F-M-F** thread

Art.	Misura / Size	€
A135/1	1/8"	-
A135/2	1/4"	-
A135/3	3/8"	-
A135/4	1/2"	-
A135/5	3/4"	-
A135/6	1"	-

A136 Raccordo a "T" **M-M-F**
"T" joint with **M-M-F** thread

Art.	Misura / Size	€
A136/1	1/8"	-
A136/2	1/4"	-
A136/3	3/8"	-
A136/4	1/2"	-
A136/5	3/4"	-
A136/6	1"	-

A137 Raccordo a "T" **M-M-M**
"T" joint with **M-M-M** thread

Art.	Misura / Size	€
A137/1	1/8"	-
A137/2	1/4"	-
A137/3	3/8"	-
A137/4	1/2"	-
A137/5	3/4"	-
A137/6	1"	-

A138 Raccordo a croce **M-F-F-F**
Cross joint with **M-F-F-F** thread

Art.	Misura / Size	€
A138/1	1/8"	-
A138/2	1/4"	-
A138/3	3/8"	-
A138/4	1/2"	-

Il filetto maschio dei raccordi a **"L"**, a **"T"**, a **"Y"** e a **"croce"** è conico.

Male thread of **"L"**, **"T"**, **"Y"** and **"cross"** joints is conical.

A139 Raccordo a croce F-F-F-F
Cross joint with F-F-F-F thread

Art.	Misura / Size	€
A139/1	1/8"	-
A139/2	1/4"	-
A139/3	3/8"	-
A139/4	1/2"	-

A141 Raccordo a "V" M-F-F
"V" joint with M-F-F thread

Art.	Misura / Size	€
A141/1	1/8"	-
A141/2	1/4"	-
A141/3	3/8"	-
A141/4	1/2"	-

A142 Raccordo a "V" F-F-F
"V" joint with F-F-F thread

Art.	Misura / Size	€
A142/1	1/8"	-
A142/2	1/4"	-
A142/3	3/8"	-
A142/4	1/2"	-

A150 Raccordo a "L" maschio con portagomma a 90°
Male "L" joint with tail fitting at 90°

Art.	Misura / Size		€
A150/1	1/8"	6 mm	-
A150/2	1/4"	6 mm	-
A150/3	1/8"	7 mm	-
A150/4	1/4"	7 mm	-

A151 Raccordo a "L" maschio con portagomma a 120° raggiato
Male "L" joint with tail fitting at 120°

Art.	Misura / Size		€
A151/1	1/8"	6 mm	-
A151/2	1/8"	7 mm	-

A155 Raccordo girevole conico maschio-maschio
Male-male rotating conical joint

Art.	Misura / Size	€
A155/1	1/8"x1/8"	-
A155/2	1/4"x1/4"	-
A155/3	3/8"x3/8"	-
A155/4	1/2"x1/2"	-

Adatto per il collegamento di corpi e di tubi senza necessità di ruotarli
To connect bodies or pipes with no need to turn them

A156 Raccordo a "L" M-F girevole
Male-female rotating "L" joint

Art.	Misura / Size	€
A156/1	1/8"x1/8"	-
A156/2	1/4"x1/4"	-
A156/3	3/8"x3/8"	-

Adatto per applicazioni nel settore agricolo
Suitable for agricultural purposes

A158 Controdado
Counter nut

Art.	Misura / Size	€
A158/1	1/8"	-
A158/2	1/4"	-
A158/3	3/8"	-
A158/4	1/2"	-
A158/5	3/4"	-
A158/6	1"	-

A160 Raccordo diritto **maschio** conico
Male conical straight joint



Art.	Misura / Size		€
A160/A	1/8"	4x2,7	-
A160/1	1/8"	5x3	-
A160/2	1/8"	6x4	-
A160/3	1/8"	8x6	-
A160/4	1/8"	10x8	-
A160/5	1/4"	6x4	-
A160/6	1/4"	8x6	-
A160/7	1/4"	10x8	-
A160/7A	3/8"	6x4	-
A160/7B	3/8"	8x6	-
A160/8	3/8"	10x8	-
A160/9	3/8"	12x10	-
A160/10	1/2"	10x8	-
A160/11	1/2"	12x10	-
A160/12	1/2"	15x12,5	-

A162 Raccordo a "L" **maschio** conico
Male conical "L" joint

Art.	Misura / Size		€
A162/A	1/8"	4x2,7	-
A162/1	1/8"	5x3	-
A162/2	1/8"	6x4	-
A162/3	1/8"	8x6	-
A162/4	1/8"	10x8	-
A162/5	1/4"	6x4	-
A162/6	1/4"	8x6	-
A162/7	1/4"	10x8	-
A162/7A	3/8"	6x4	-
A162/7B	3/8"	8x6	-
A162/8	3/8"	10x8	-
A162/9	3/8"	12x10	-
A162/10	1/2"	10x8	-
A162/11	1/2"	12x10	-
A162/12	1/2"	15x12,5	-

A160A Raccordo diritto **maschio** cilindrico **con OR**
Male cylindrical straight joint with O-ring



Art.	Misura / Size		€
A160A/A	1/8"	4x2,7	-
A160A/1	1/8"	5x3	-
A160A/2	1/8"	6x4	-
A160A/3	1/8"	8x6	-
A160A/4	1/8"	10x8	-
A160A/5	1/4"	6x4	-
A160A/6	1/4"	8x6	-
A160A/7	1/4"	10x8	-
A160A/8	3/8"	6x4	-
A160A/9	3/8"	8x6	-
A160A/10	3/8"	10x8	-
A160A/11	3/8"	12x10	-
A160A/12	1/2"	10x8	-
A160A/13	1/2"	12x10	-
A160A/14	1/2"	15x12,5	-

A162A Raccordo a "L" **maschio** cilindrico girevole con OR
Male cylindrical rotating "L" joint with O-ring

Art.	Misura / Size		€
A162A/A	1/8"	4x2,7	-
A162A/1	1/8"	6x4	-
A162A/2	1/8"	8x6	-
A162A/3	1/4"	6x4	-
A162A/4	1/4"	8x6	-
A162A/5	1/4"	10x8	-

A162B Raccordo a "L" **femmina**
Female "L" joint



Art.	Misura / Size		€
A162B/1	1/8"	5x3	-
A162B/2	1/8"	6x4	-
A162B/3	1/8"	8x6	-
A162B/4	1/4"	6x4	-
A162B/5	1/4"	8x6	-
A162B/6	1/4"	10x8	-
A162B/7	3/8"	12x10	-

A161 Raccordo intermedio diritto
Straight intermediate joint

Art.	Misura / Size	€
A161/A	4x2,7	-
A161/1	5x3	-
A161/2	6x4	-
A161/3	8x6	-
A161/4	10x8	-
A161/5	12x10	-
A161/6	15x12,5	-

A163 Raccordo intermedio a "L"
Intermediate "L" joint

Art.	Misura / Size	€
A163/A	4x2,7	-
A163/1	5x3	-
A163/2	6x4	-
A163/3	8x6	-
A163/4	10x8	-
A163/5	12x10	-
A163/6	15x12,5	-

A164 Raccordo di estremità a "T" M laterale
"T" extremity lateral M joint

Art.	Misura / Size		€
A164/A	1/8"	4x2,7	-
A164/1	1/8"	5x3	-
A164/2	1/8"	6x4	-
A164/3	1/8"	8x6	-
A164/4	1/8"	10x8	-
A164/5	1/4"	6x4	-
A164/6	1/4"	8x6	-
A164/7	1/4"	10x8	-
A164/8	3/8"	10x8	-
A164/9	3/8"	12x10	-
A164/10	1/2"	10x8	-
A164/11	1/2"	12x10	-
A164/12	1/2"	15x12,5	-

A165 Raccordo di estremità a "T" M centrale
"T" extremity central M joint

Art.	Misura / Size		€
A165/A	1/8"	4x2,7	-
A165/1	1/8"	6x4	-
A165/2	1/8"	8x6	-
A165/3	1/8"	10x8	-
A165/4	1/4"	6x4	-
A165/5	1/4"	8x6	-
A165/6	1/4"	10x8	-
A165/7	3/8"	10x8	-
A165/8	3/8"	12x10	-
A165/9	1/2"	10x8	-
A165/10	1/2"	12x10	-
A165/11	1/2"	15x12,5	-

A166 Raccordo intermedio a "T"
Intermediate "T" joint

Art.	Misura / Size	€
A166/A	4x2,7	-
A166/1	5x3	-
A166/2	6x4	-
A166/3	8x6	-
A166/4	10x8	-
A166/5	12x10	-
A166/6	15x12,5	-

A167 Raccordo diritto femmina
Female straight joint

Art.	Misura / Size		€
A167/A	1/8"	4x2,7	-
A167/1	1/8"	5x3	-
A167/2	1/8"	6x4	-
A167/3	1/8"	8x6	-
A167/4	1/8"	10x8	-
A167/5	1/4"	6x4	-
A167/6	1/4"	8x6	-
A167/7	1/4"	10x8	-
A167/8	3/8"	10x8	-
A167/9	3/8"	12x10	-
A167/10	1/2"	10x8	-

A168 Raccordo diritto passaparete
Straight joint



Art.	Misura / Size	€
A168/A	4x2,7	-
A168/1	5x3	-
A168/2	6x4	-
A168/3	8x6	-
A168/4	10x8	-
A168/5	12x10	-
A168/6	15x12,5	-

A169 Raccordo intermedio a croce
Cross intermediate joint

Art.	Misura / Size	€
A169/1	5x3	-
A169/2	6x4	-
A169/3	8x6	-
A169/4	10x8	-

A175 Dado bloccaggio
Nut

Art.	Misura / Size	€
A175/A	4x2,7	-
A175/1	5x3	-
A175/2	6x4	-
A175/3	8x6	-
A175/4	10x8	-
A175/5	12x10	-
A175/6	15x12,5	-

info

Tubi di collegamento consigliati: PA - PE - PU
Temperatura d'esercizio: -20°C ÷ +70°C
Pressione massima di utilizzo: 16 bar a +20°C

Recommended connecting hoses: PA - PE - PU
Service temperature: -20°C ÷ +70°C
Max working pressure: 16 bar at +20°C

A180 Raccordo diritto **maschio** conico
Male conical straight joint

Art.	Misura / Size		€
A180/1	1/8"	ø 4	-
A180/1A	1/8"	ø 5	-
A180/2	1/8"	ø 6	-
A180/3	1/8"	ø 8	-
A180/3A	1/4"	ø 5	-
A180/4	1/4"	ø 6	-
A180/5	1/4"	ø 8	-
A180/6	1/4"	ø 10	-
A180/6A	1/4"	ø 12	-
A180/7	3/8"	ø 10	-
A180/8	3/8"	ø 12	-
A180/9	1/2"	ø 10	-
A180/10	1/2"	ø 12	-

A182 Raccordo diritto **femmina**
Female straight joint

Art.	Misura / Size		€
A182/A	M5	ø 4	-
A182/B	M5	ø 5	-
A182/1	1/8"	ø 4	-
A182/1A	1/8"	ø 5	-
A182/2	1/8"	ø 6	-
A182/3	1/8"	ø 8	-
A182/3A	1/4"	ø 5	-
A182/5	1/4"	ø 6	-
A182/6	1/4"	ø 8	-
A182/7	1/4"	ø 10	-
A182/8	3/8"	ø 12	-
A182/9	1/2"	ø 12	-

A180B Raccordo diritto **maschio** cilindrico con "OR"
Male cylindrical straight joint with "OR"

Art.	Misura / Size		€
A180B/A	M5	ø 4	-
A180B/B	M5	ø 5	-
A180B/C	M5	ø 6	-
A180B/1	1/8"	ø 4	-
A180B/1A	1/8"	ø 5	-
A180B/2	1/8"	ø 6	-
A180B/3	1/8"	ø 8	-
A180B/3A	1/4"	ø 5	-
A180B/4	1/4"	ø 6	-
A180B/5	1/4"	ø 8	-
A180B/6	1/4"	ø 10	-
A180B/6A	1/4"	ø 12	-
A180B/7	3/8"	ø 10	-
A180B/8	3/8"	ø 12	-
A180B/9	1/2"	ø 10	-
A180B/10	1/2"	ø 12	-

A183 Raccordo a "L" **maschio** conico
Male conical "L" joint

Art.	Misura / Size		€
A183/1	1/8"	ø 4	-
A183/1A	1/8"	ø 5	-
A183/2	1/8"	ø 6	-
A183/3	1/8"	ø 8	-
A183/4	1/4"	ø 6	-
A183/5	1/4"	ø 8	-
A183/6	1/4"	ø 10	-
A183/7	3/8"	ø 10	-
A183/8	3/8"	ø 12	-

A181 Raccordo intermedio diritto
Straight intermediate joint

Art.	Misura / Size	€
A181/1	ø 4	-
A181/1A	ø 5	-
A181/2	ø 6	-
A181/3	ø 8	-
A181/4	ø 10	-
A181/5	ø 12	-

A184 Raccordo girevole a "L" **maschio** conico
Male conical "L" rotating joint

Art.	Misura / Size		€
A184/1	1/8"	ø 4	-
A184/1A	1/8"	ø 5	-
A184/2	1/8"	ø 6	-
A184/3	1/8"	ø 8	-
A184/4	1/4"	ø 5	-
A184/5	1/4"	ø 6	-
A184/6	1/4"	ø 8	-
A184/7	1/4"	ø 10	-
A184/7A	1/4"	ø 12	-
A184/8	3/8"	ø 8	-
A184/9	3/8"	ø 10	-
A184/10	3/8"	ø 12	-
A184/11	1/2"	ø 10	-
A184/12	1/2"	ø 12	-

A184B Raccordo girevole a "L" maschio cilindrico con "OR"
Male cylindrical "L" rotating joint with "OR"

Art.	Misura / Size		€
A184B/A	M5	ø 4	-
A184B/B	M5	ø 5	-
A184B/C	M5	ø 6	-
A184B/1	1/8"	ø 4	-
A184B/2	1/8"	ø 5	-
A184B/3	1/8"	ø 6	-
A184B/4	1/8"	ø 8	-
A184B/5	1/4"	ø 5	-
A184B/6	1/4"	ø 6	-
A184B/7	1/4"	ø 8	-
A184B/8	1/4"	ø 10	-
A184B/9	1/4"	ø 12	-
A184B/10	3/8"	ø 8	-
A184B/11	3/8"	ø 10	-
A184B/12	3/8"	ø 12	-
A184B/13	1/2"	ø 10	-
A184B/14	1/2"	ø 12	-

A185 Raccordo intermedio a "L"
Intermediate "L" joint

Art.	Misura / Size	€
A185/1	ø 4	-
A185/1A	ø 5	-
A185/2	ø 6	-
A185/3	ø 8	-
A185/4	ø 10	-
A185/5	ø 12	-

A186 Raccordo a "T" maschio conico centrale
Central male conical "T" joint

Art.	Misura / Size		€
A186/1	1/8"	ø 4	-
A186/5	1/4"	ø 10	-

A187 Raccordo a "T" maschio conico centrale girevole
Central rotating conical male "T" joint

Art.	Misura / Size		€
A187/1	1/8"	ø 4	-
A187/1A	1/8"	ø 5	-
A187/2	1/8"	ø 6	-
A187/3	1/8"	ø 8	-
A187/4	1/4"	ø 6	-
A187/5	1/4"	ø 8	-
A187/6	1/4"	ø 10	-
A187/6A	1/4"	ø 12	-
A187/7	3/8"	ø 8	-
A187/8	3/8"	ø 10	-
A187/9	3/8"	ø 12	-
A187/10	1/2"	ø 12	-

A187B Raccordo a "T" maschio cilindrico centrale girevole con "OR"
Central rotating cylindrical male "T" joint with "OR"

Art.	Misura / Size		€
A187B/1	1/8"	ø 4	-
A187B/2	1/8"	ø 5	-
A187B/3	1/8"	ø 6	-
A187B/4	1/8"	ø 8	-
A187B/5	1/4"	ø 6	-
A187B/6	1/4"	ø 8	-
A187B/7	1/4"	ø 10	-
A187B/8	1/4"	ø 12	-
A187B/9	3/8"	ø 8	-
A187B/10	3/8"	ø 10	-
A187B/11	3/8"	ø 12	-
A187B/12	1/2"	ø 12	-

A188 Raccordo a "T" maschio conico laterale girevole
Lateral rotating conical male "T" joint

Art.	Misura / Size		€
A188/1	1/8"	ø 4	-
A188/2	1/8"	ø 6	-
A188/3	1/8"	ø 8	-
A188/4	1/4"	ø 6	-
A188/5	1/4"	ø 8	-
A188/6	1/4"	ø 10	-
A188/7	3/8"	ø 8	-
A188/8	3/8"	ø 10	-
A188/9	3/8"	ø 12	-
A188/10	1/2"	ø 12	-

A189 Raccordo intermedio a "T"
Intermediate "T" joint"

Art.	Misura / Size	€
A189/1	ø 4	-
A189/1A	ø 5	-
A189/2	ø 6	-
A189/3	ø 8	-
A189/4	ø 10	-
A189/5	ø 12	-

A190 Raccordo diritto passalamiera
Straight joint

Art.	Misura / Size		€
A190/1	M11	ø 4	-
A190/1A	M12	ø 5	-
A190/2	M13	ø 6	-
A190/3	M16	ø 8	-
A190/4	M19	ø 10	-
A190/5	M22	ø 12	-

B191 Tappo
Plug

Art.	Misura / Size	€
B191/1	ø 4	-
B191/2	ø 5	-
B191/3	ø 6	-
B191/4	ø 8	-
B191/5	ø 10	-
B191/6	ø 12	-

info

Tubi di collegamento consigliati: PA - PE - PU • Temperatura d'esercizio: -20°C ÷ +70°C • Pressione massima di utilizzo: 16 bar a +20°C
Recommended connecting hoses: PA - PE - PU • Service temperature: -20°C ÷ +70°C • Max working pressure: 16 bar at +20°C

B175 Raccordo diritto **maschio** conico
Male conical straight joint

Art.	Misura / Size		€
B175/1	1/8"	ø 4	-
B175/2	1/8"	ø 6	-
B175/3	1/8"	ø 8	-
B175/4	1/4"	ø 4	-
B175/5	1/4"	ø 6	-
B175/6	1/4"	ø 8	-
B175/7	1/4"	ø 10	-
B175/8	3/8"	ø 8	-
B175/9	3/8"	ø 10	-

B180 Diritto **maschio** cilindrico con "OR"
Male connector thread with "OR"

Art.	Misura / Size		€
B180/1	M5	ø 4	-
B180/2	M5	ø 5	-
B180/3	M5	ø 6	-
B180/4	1/8"	ø 4	-
B180/5	1/8"	ø 5	-
B180/6	1/8"	ø 6	-
B180/7	1/8"	ø 8	-
B180/8	1/4"	ø 4	-
B180/9	1/4"	ø 5	-
B180/10	1/4"	ø 6	-
B180/11	1/4"	ø 8	-
B180/12	1/4"	ø 10	-
B180/13	1/4"	ø 12	-
B180/14	3/8"	ø 8	-
B180/15	3/8"	ø 10	-
B180/16	3/8"	ø 12	-
B180/17	3/8"	ø 14	-
B180/18	1/2"	ø 12	-
B180/19	1/2"	ø 14	-

B181 Intermedio diritto
Union connector

Art.	Misura / Size	€
B181/1	ø 4	-
B181/2	ø 5	-
B181/3	ø 6	-
B181/4	ø 8	-
B181/5	ø 10	-
B181/6	ø 12	-
B181/7	ø 14	-

B182 Diritto **femmina** cilindrico
Female connector thread

Art.	Misura / Size		€
B182/1	1/8"	ø 4	-
B182/2	1/8"	ø 5	-
B182/3	1/8"	ø 6	-
B182/4	1/8"	ø 8	-
B182/5	1/4"	ø 4	-
B182/6	1/4"	ø 5	-
B182/7	1/4"	ø 6	-
B182/8	1/4"	ø 8	-

B176 Raccordo a gomito **maschio** conico
Male conical elbow joint

Art.	Misura / Size		€
B176/1	1/8"	ø 4	-
B176/2	1/8"	ø 5	-
B176/3	1/8"	ø 6	-
B176/4	1/8"	ø 8	-
B176/5	1/4"	ø 6	-
B176/6	1/4"	ø 8	-
B176/7	1/4"	ø 10	-

B177 Raccordo a gomito **maschio** girevole conico
Male conical elbow joint rotating

Art.	Misura / Size		€
B177/1	1/8"	ø 4	-
B177/2	1/8"	ø 6	-
B177/3	1/8"	ø 8	-
B177/4	1/4"	ø 4	-
B177/5	1/4"	ø 6	-
B177/6	1/4"	ø 8	-
B177/7	1/4"	ø 10	-
B177/8	3/8"	ø 8	-
B177/9	3/8"	ø 10	-
B177/10	3/8"	ø 12	-
B177/11	3/8"	ø 14	-
B177/12	1/2"	ø 12	-
B177/13	1/2"	ø 14	-

B184 Gomito **maschio** girevole cilindrico con "OR"
Male elbow thread with "OR"



Art.	Misura / Size		€
B184/1	M5	ø 4	-
B184/2	M5	ø 6	-
B184/3	1/8"	ø 4	-
B184/4	1/8"	ø 6	-
B184/5	1/8"	ø 8	-
B184/6	1/4"	ø 4	-
B184/7	1/4"	ø 6	-
B184/8	1/4"	ø 8	-
B184/9	1/4"	ø 10	-
B184/10	1/4"	ø 12	-
B184/11	3/8"	ø 8	-
B184/12	3/8"	ø 10	-
B184/13	3/8"	ø 12	-
B184/14	3/8"	ø 14	-
B184/15	1/2"	ø 12	-
B184/16	1/2"	ø 14	-

B185 Intermedio a "L"
Intermediate "L" coupling

Art.	Misura / Size	€
B185/1	ø 4	-
B185/2	ø 5	-
B185/3	ø 6	-
B185/4	ø 8	-
B185/5	ø 10	-
B185/6	ø 12	-
B185/7	ø 14	-

B187 "T" maschio girevole cilindrico con "OR"
Male "T" thread with "OR"



Art.	Misura / Size		€
B187/1	M5	ø 4	-
B187/2	1/8"	ø 4	-
B187/3	1/8"	ø 6	-
B187/4	1/8"	ø 8	-
B187/5	1/4"	ø 4	-
B187/6	1/4"	ø 6	-
B187/7	1/4"	ø 8	-
B187/8	1/4"	ø 10	-
B187/9	1/4"	ø 12	-
B187/10	3/8"	ø 8	-
B187/11	3/8"	ø 10	-
B187/12	3/8"	ø 12	-
B187/14	1/2"	ø 12	-
B187/15	1/2"	ø 14	-

B188 "T" laterale girevole cilindrico con "OR"
Lateral **male** "T" thread with "OR"

Art.	Misura / Size		€
B188/1	M5	ø 4x2	-
B188/2	1/8"	ø 4x2	-
B188/3	1/8"	ø 6x4	-
B188/4	1/8"	ø 8x6	-
B188/5	1/4"	ø 4x2	-
B188/6	1/4"	ø 6x4	-
B188/7	1/4"	ø 8x6	-
B188/8	1/4"	ø 10x8	-
B188/9	1/4"	ø 12x10	-
B188/10	3/8"	ø 8x6	-
B188/11	3/8"	ø 10x8	-
B188/12	3/8"	ø 12x10	-
B188/13	3/8"	ø 14x12	-
B188/14	1/2"	ø 12x10	-
B188/15	1/2"	ø 14x12	-

B189 Intermedio a "T"
Union "T"

Art.	Misura / Size	€
B189/1	ø 4	-
B189/2	ø 5	-
B189/3	ø 6	-
B189/4	ø 8	-
B189/5	ø 10	-
B189/6	ø 12	-
B189/7	ø 14	-

B190 Passaparete
Bulkhead connector

Art.	Misura / Size		€
B190/1	M10	ø 4	-
B190/2	M11	ø 5	-
B190/3	M14	ø 6	-
B190/4	M16	ø 8	-
B190/5	M17	ø 10	-
B190/6	M20	ø 12	-
B190/7	M22	ø 14	-

B191 Tappo maschio in ottone
Brass **male** plug

Art.	Misura / Size	€
B191/1	ø 4	-
B191/2	ø 5	-
B191/3	ø 6	-
B191/4	ø 8	-
B191/5	ø 10	-
B191/6	ø 12	-
B191/7	ø 14	-

B192 Riduzione codolo tubo
Reducer stem tube

Art.	A	B	€
B192/2	ø 4	ø 6	-
B192/3	ø 4	ø 8	-
B192/4	ø 4	ø 12	-
B192/7	ø 5	ø 8	-
B192/8	ø 6	ø 8	-
B192/9	ø 6	ø 10	-
B192/10	ø 6	ø 12	-
B192/11	ø 6	ø 14	-
B192/12	ø 8	ø 10	-
B192/13	ø 8	ø 12	-
B192/14	ø 8	ø 14	-
B192/15	ø 10	ø 12	-
B192/16	ø 10	ø 14	-
B192/17	ø 12	ø 14	-

B193 Adattatore cilindrico con "OR"
Stem adapter thread with "OR"

Art.	Misura / Size		€
B193/1	M5	ø 4	-
B193/2	M5	ø 5	-
B193/3	M5	ø 6	-
B193/4	1/8"	ø 4	-
B193/5	1/8"	ø 5	-
B193/6	1/8"	ø 6	-
B193/7	1/8"	ø 8	-
B193/8	1/8"	ø 10	-
B193/9	1/4"	ø 4	-
B193/11	1/4"	ø 6	-
B193/12	1/4"	ø 8	-
B193/13	1/4"	ø 10	-
B193/14	1/4"	ø 12	-
B193/15	3/8"	ø 8	-
B193/16	3/8"	ø 10	-
B193/17	3/8"	ø 12	-
B193/18	3/8"	ø 14	-
B193/19	1/2"	ø 12	-
B193/20	1/2"	ø 14	-

B194 Asta cilindrica con anello semplice orientabile
Adjustable complete single banjo thread

Art.	Misura / Size		€
B194/1	M5	ø 4	-
B194/2	M5	ø 5	-
B194/3	1/8"	ø 4	-
B194/4	1/8"	ø 5	-
B194/5	1/8"	ø 6	-
B194/6	1/8"	ø 8	-
B194/7	1/4"	ø 6	-
B194/8	1/4"	ø 8	-
B194/9	1/4"	ø 10	-
B194/10	1/4"	ø 12	-
B194/11	3/8"	ø 8	-
B194/12	3/8"	ø 10	-
B194/13	3/8"	ø 12	-
B194/14	1/2"	ø 12	-
B194/15	1/2"	ø 14	-

B195 Asta cilindrica con anello doppio orientabile
Adjustable complete double banjo thread

Art.	Misura / Size		€
B195/1	M5	ø 4	-
B195/2	M5	ø 5	-
B195/3	1/8"	ø 4	-
B195/4	1/8"	ø 5	-
B195/5	1/8"	ø 6	-
B195/6	1/8"	ø 8	-
B195/7	1/4"	ø 6	-
B195/8	1/4"	ø 8	-
B195/9	1/4"	ø 10	-
B195/10	1/4"	ø 12	-
B195/11	3/8"	ø 8	-
B195/12	3/8"	ø 10	-
B195/13	3/8"	ø 12	-
B195/14	1/2"	ø 12	-

B196 Asta cilindrica con doppio anello semplice orientabile
Adjustable complete two single banjo thread

Art.	Misura / Size		€
B196/1	1/8"	ø 4	-
B196/2	1/8"	ø 6	-
B196/3	1/8"	ø 8	-
B196/4	1/4"	ø 6	-
B196/5	1/4"	ø 8	-
B196/6	1/4"	ø 10	-

B197 Intermedio a "Y"
Union "Y"

Art.	Misura / Size	€
B197/1	ø 4	-
B197/2	ø 6	-
B197/3	ø 8	-

B198 Intermedio diritto ridotto
Reduced union connector

Art.	Misura / Size		€
	A	B	
B198/1	ø 6	ø 4	-
B198/2	ø 8	ø 6	-
B198/3	ø 10	ø 8	-
B198/4	ø 12	ø 10	-
B198/5	ø 14	ø 12	-

info

Temperatura d'esercizio: 0°C ÷ +70°C • Pressione max. di utilizzo: 10 bar a +20°C / Service temperature: 0°C ÷ +70°C • Max oper. pressure: 10 bar at +20°C

B250 Diritto **maschio** cilindrico con "OR"
Male connector thread with "OR"

Art.	Misura / Size		€
B250/1	1/8"	ø 4	-
B250/2	1/8"	ø 6	-
B250/3	1/8"	ø 8	-
B250/4	1/8"	ø 10	-
B250/5	1/8"	ø 12	-
B250/6	1/4"	ø 4	-
B250/7	1/4"	ø 6	-
B250/8	1/4"	ø 8	-
B250/9	1/4"	ø 10	-
B250/10	1/4"	ø 12	-
B250/11	3/8"	ø 6	-
B250/12	3/8"	ø 8	-
B250/13	3/8"	ø 10	-
B250/14	3/8"	ø 12	-
B250/15	3/8"	ø 14	-
B250/16	1/2"	ø 6	-
B250/17	1/2"	ø 8	-
B250/18	1/2"	ø 10	-
B250/19	1/2"	ø 12	-
B250/20	1/2"	ø 14	-
B250/21	1/2"	ø 15	-
B250/22	1/2"	ø 16	-

B251 Intermedio diritto
Union connector

Art.	Misura / Size	€
B251/1	ø 4	-
B251/2	ø 6	-
B251/3	ø 8	-
B251/4	ø 10	-
B251/5	ø 12	-
B251/6	ø 14	-
B251/7	ø 15	-
B251/8	ø 16	-

B252 Diritto **femmina** cilindrico
Female connector thread

Art.	Misura / Size		€
B252/1	1/8"	ø 4	-
B252/2	1/8"	ø 6	-
B252/3	1/8"	ø 8	-
B252/4	1/8"	ø 10	-
B252/5	1/8"	ø 12	-
B252/6	1/4"	ø 4	-
B252/7	1/4"	ø 6	-
B252/8	1/4"	ø 8	-
B252/9	1/4"	ø 10	-
B252/10	1/4"	ø 12	-
B252/11	3/8"	ø 6	-
B252/12	3/8"	ø 8	-
B252/13	3/8"	ø 10	-
B252/14	3/8"	ø 12	-
B252/15	3/8"	ø 14	-
B252/16	1/2"	ø 6	-
B252/17	1/2"	ø 8	-
B252/18	1/2"	ø 10	-
B252/19	1/2"	ø 12	-
B252/20	1/2"	ø 14	-
B252/21	1/2"	ø 15	-
B252/22	1/2"	ø 16	-

B253 Gomito **maschio** orientabile cilindrico con "OR"
Adjustable **male** elbow thread with "OR"

Art.	Misura / Size		€
B253/1	1/8"	ø 4	-
B253/2	1/8"	ø 6	-
B253/3	1/8"	ø 8	-
B253/4	1/8"	ø 10	-
B253/5	1/8"	ø 12	-
B253/6	1/4"	ø 4	-
B253/7	1/4"	ø 6	-
B253/8	1/4"	ø 8	-
B253/9	1/4"	ø 10	-
B253/10	1/4"	ø 12	-
B253/11	3/8"	ø 6	-
B253/12	3/8"	ø 8	-
B253/13	3/8"	ø 10	-
B253/14	3/8"	ø 12	-
B253/15	3/8"	ø 14	-
B253/16	1/2"	ø 6	-
B253/17	1/2"	ø 8	-
B253/18	1/2"	ø 10	-
B253/19	1/2"	ø 12	-
B253/20	1/2"	ø 14	-
B253/21	1/2"	ø 15	-
B253/22	1/2"	ø 16	-

B254 Intermedio a "L"
Intermediate "L"

Art.	Misura / Size	€
B254/1	ø 4	-
B254/2	ø 6	-
B254/3	ø 8	-
B254/4	ø 10	-
B254/5	ø 12	-
B254/6	ø 14	-
B254/7	ø 15	-
B254/8	ø 16	-

B255 "T" **maschio** orientabile cilindrico con "OR"
Adjustable **male** "T" thread with "OR"

Art.	Misura / Size		€
B255/1	1/8"	ø 4	-
B255/2	1/8"	ø 6	-
B255/3	1/8"	ø 8	-
B255/4	1/8"	ø 10	-
B255/5	1/8"	ø 12	-
B255/6	1/4"	ø 4	-
B255/7	1/4"	ø 6	-
B255/8	1/4"	ø 8	-
B255/9	1/4"	ø 10	-
B255/10	1/4"	ø 12	-
B255/11	3/8"	ø 6	-
B255/12	3/8"	ø 8	-
B255/13	3/8"	ø 10	-
B255/14	3/8"	ø 12	-
B255/15	3/8"	ø 14	-
B255/16	1/2"	ø 6	-
B255/17	1/2"	ø 8	-
B255/18	1/2"	ø 10	-
B255/19	1/2"	ø 12	-
B255/20	1/2"	ø 14	-
B255/21	1/2"	ø 15	-
B255/22	1/2"	ø 16	-

B256 "T" laterale orientabile cilindrico con "OR"
Lateral adjustable "T" thread with "OR"

Art.	Misura / Size		€
B256/1	1/8"	ø 4	-
B256/2	1/8"	ø 6	-
B256/3	1/8"	ø 8	-
B256/4	1/8"	ø 10	-
B256/5	1/8"	ø 12	-
B256/6	1/4"	ø 4	-
B256/7	1/4"	ø 6	-
B256/8	1/4"	ø 8	-
B256/9	1/4"	ø 10	-
B256/10	1/4"	ø 12	-
B256/11	3/8"	ø 6	-
B256/12	3/8"	ø 8	-
B256/13	3/8"	ø 10	-
B256/14	3/8"	ø 12	-
B256/15	3/8"	ø 14	-
B256/16	1/2"	ø 6	-
B256/17	1/2"	ø 8	-
B256/18	1/2"	ø 10	-
B256/19	1/2"	ø 12	-
B256/20	1/2"	ø 14	-
B256/21	1/2"	ø 15	-
B256/22	1/2"	ø 16	-

B259 Intermedio a "T"
Union "T"

Art.	Misura / Size	€
B259/1	ø 4	-
B259/2	ø 6	-
B259/3	ø 8	-
B259/4	ø 10	-
B259/5	ø 12	-
B259/6	ø 14	-
B259/7	ø 15	-
B259/8	ø 16	-

B260 Intermedio a croce
Cross intermediate joint

Art.	Misura / Size	€
B260/1	ø 4	-
B260/2	ø 6	-
B260/3	ø 8	-
B260/4	ø 10	-
B260/5	ø 12	-

B262 Intermedio a "Y"
Union "Y"

Art.	Misura / Size	€
B262/1	ø 4	-
B262/2	ø 6	-
B262/3	ø 8	-
B262/4	ø 10	-
B262/5	ø 12	-
B262/6	ø 14	-
B262/7	ø 15	-
B262/8	ø 16	-

B265 Intermedio diritto ridotto
Intermediate straight reduced joint

Art.	Misura / Size		€
	A	B	
B265/1	ø 6	ø 4	-
B265/2	ø 8	ø 6	-
B265/3	ø 10	ø 8	-
B265/4	ø 12	ø 10	-
B265/5	ø 14	ø 12	-
B265/6	ø 16	ø 14	-

B267 Intermedio a "Y" ridotto
Intermediate reduced "Y"

Art.	Misura / Size		€
	A	B	
B267/1	ø 6	ø 4	-
B267/2	ø 8	ø 6	-
B267/3	ø 10	ø 8	-
B267/4	ø 12	ø 10	-

B269 Ridotto a "T"
Reduced "T"

Art.	Misura / Size		€
	A	B	
B269/1	ø 6	ø 4	-
B269/2	ø 8	ø 4	-
B269/3	ø 8	ø 6	-
B269/4	ø 10	ø 6	-

B270 Multiplo ridotto
Reduced multiple union



Art.	Misura / Size		€
	A	B	
B270/1	ø 6	ø 4	-
B270/2	ø 8	ø 6	-
B270/3	ø 10	ø 8	-
B270/4	ø 12	ø 10	-

B350 Diritto **maschio** cilindrico con "OR"
Male connector thread with "OR"

Art.	Misura / Size		€
B350/1	M3	ø 3	-
B350/2	M5	ø 3	-
B350/3	M6	ø 3	-
B350/4	M3	ø 4	-
B350/5	M5	ø 4	-
B350/6	M6	ø 4	-
B350/7	1/8"	ø 4	-
B350/8	M3	ø 6	-
B350/9	M5	ø 6	-
B350/10	M6	ø 6	-
B350/11	1/8"	ø 6	-

B351 Intermedio diritto
Union connector

Art.	Misura / Size	€
B351/1	ø 3	-
B351/2	ø 4	-
B351/3	ø 6	-

B353 Gomito **maschio** orientabile cilindrico con "OR"
Adjustable **male** elbow thread with "OR"

Art.	Misura / Size		€
B353/1	M3	ø 3	-
B353/4	M3	ø 4	-
B353/5	M5	ø 4	-
B353/6	M6	ø 4	-
B353/7	1/8"	ø 4	-
B353/9	M5	ø 6	-
B353/10	M6	ø 6	-
B353/11	1/8"	ø 6	-

B354 Intermedio a "L"
Union "L"

Art.	Misura / Size	€
B354/1	ø 3	-
B354/2	ø 4	-
B354/3	ø 6	-

B355 Intermedio a "T"
Union "T"

Art.	Misura / Size		€
B355/1	M3	ø 3	-
B355/4	M3	ø 4	-
B355/5	M5	ø 4	-
B355/6	M6	ø 4	-
B355/7	1/8"	ø 4	-
B355/9	M5	ø 6	-
B355/10	M6	ø 6	-
B355/11	1/8"	ø 6	-

B359 Intermedio a "T"
Union "T"

Art.	Misura / Size	€
B359/1	ø 3	-
B359/2	ø 4	-
B359/3	ø 6	-

B362 Intermedio a "Y"
Union "Y"

Art.	Misura / Size	€
B362/1	ø 3	-
B362/2	ø 4	-
B362/3	ø 6	-

info

Corpo e colletto in resina acetalica. Pinza di tenuta in acciaio inox 304.
Questi raccordi possono essere usati nel settore alimentare. Sono conformi alle normative US FDA, ANSI/NSF-51,61 e SK.

Body and collet in acetal polymer. Lock claw in stainless steel AISI 304.
These products can be used for food and beverage market.
The material meets the FDA requirements of the US, ANSI/NSF-51,61 and SK.

J100 Raccordo automatico diritto **maschio**
Male automatic straight joint

Art.	Ø tubo tubing Ø	Filetto Thread	€
J100/A	4	1/8"	-
J100/B	4	1/4"	-
J100/E	6	1/8"	-
J100/F	6	1/4"	-
J100/G	8	1/8"	-
J100/H	8	1/4"	-
J100/I	8	3/8"	-
J100/L	8	1/2"	-
J100/M	10	1/4"	-
J100/N	10	3/8"	-
J100/P	10	1/2"	-
J100/1	12	3/8"	-
J100/2	12	1/2"	-
J100/3	15	1/2"	-

J111 Raccordo automatico intermedio diritto ridotto
Intermediate automatic straight reduced joint

Art.	Ø tubo tubing Ø	€
J111/A	6-4	-
J111/C	8-4	-
J111/E	8-6	-
J111/H	10-6	-
J111/I	10-8	-
J111/L	12-8	-
J111/M	12-10	-
J111/N	15-12	-

J102 Raccordo automatico diritto **femmina**
Female automatic straight joint

Art.	Ø tubo tubing Ø	Filetto Thread	€
J102/A	6	1/8"	-
J102/B	6	1/4"	-
J102/C	8	1/8"	-
J102/D	8	1/4"	-
J102/E	10	1/8"	-
J102/F	10	1/4"	-
J102/G	15	1/2"	-

J120 Codolo con filetto **maschio**
Fitting tube with **male** thread

Art.	Ø tubo tubing Ø	Filetto Thread	€
J120/A	4	1/8"	-
J120/B	4	1/4"	-
J120/E	6	1/8"	-
J120/F	6	1/4"	-
J120/G	8	1/8"	-
J120/H	8	1/4"	-
J120/I	8	3/8"	-
J120/L	10	3/8"	-
J120/M	10	1/2"	-
J120/1	12	3/8"	-
J120/2	12	1/2"	-
J120/4	15	1/2"	-

J110 Raccordo automatico intermedio diritto
Intermediate automatic straight joint

Art.	Ø tubo tubing Ø	€
J110/A	4	-
J110/C	6	-
J110/D	8	-
J110/E	10	-
J110/1	12	-
J110/2	15	-

J140 Raccordo automatico intermedio a "L"
Automatic intermediate "L" union

Art.	Ø tubo tubing Ø	€
J140/A	4	-
J140/C	6	-
J140/D	8	-
J140/E	10	-
J140/1	12	-
J140/2	15	-

J141 Raccordo automatico a "L" con filetto **maschio**
Automatic "L" union with **male** thread

Art.	Ø tubo tubing Ø	Filetto Thread	€
J141/A	6	1/8"	-
J141/B	6	1/4"	-
J141/C	6	3/8"	-
J141/D	8	1/4"	-
J141/E	8	3/8"	-
J141/F	10	1/4"	-
J141/G	10	3/8"	-
J141/H	12	3/8"	-
J141/I	12	1/2"	-
J141/L	15	3/8"	-
J141/M	15	1/2"	-

J160 Raccordo automatico intermedio a "T"
Automatic intermediate "T" union

Art.	Ø tubo tubing Ø	€
J160/A	4	-
J160/C	6	-
J160/D	8	-
J160/E	10	-
J160/1	12	-
J160/2	15	-

J162 Raccordo automatico a "Y"
Automatic "Y" union

Art.	Ø tubo tubing Ø	€
J162/A	4	-
J162/B	6	-
J162/C	8	-
J162/E	10	-
J162/F	12	-
J162/G	15	-

J172 Raccordo automatico a croce
Cross automatic joint

Art.	Ø tubo tubing Ø	€
J172/A	4	-
J172/B	6	-
J172/C	8	-
J172/D	10	-
J172/E	12	-

J173 Raccordo terminale cieco
Blind end joint

Art.	Ø tubo tubing Ø	€
J173/A	6	-
J173/B	8	-
J173/C	10	-
J173/D	12	-
J173/E	15	-

J181 Valvola intermedia
Intermediate valve

Art.	Ø tubo tubing Ø	€
J181/A	6	-
J181/B	8	-
J181/C	10	-
J181/D	12	-

D651 Tubo in polietilene alimentare certificato NSF-51
NSF-51 certified polyethylene hose for beverage

Colore/colour
Neutro/neutral

Art.	Misura Size	Conf. Pack	Pressione Pressure	€/mt.
D651/1	4x2,5	100 mt	20 bar	-
D651/2	6x4	100 mt	15 bar	-
D651/3	8x6	100 mt	10 bar	-
D651/4	10x7	100 mt	12 bar	-
D651/5	12x9	100 mt	8 bar	-
D651/6	15x11,5	100 mt	8 bar	-

Adatti per tubi metallici e, con rinforzo interno, per tubi plastici.
Suitable for metal and plastic tubes.

A200 Raccordo diritto **maschio** conico
Male conical straight joint



Art.	Misura / Size		€
A200/1	1/8"	4x2	-
A200/2	1/8"	6x4	-
A200/3	1/8"	8x6	-
A200/4	1/4"	6x4	-
A200/5	1/4"	8x6	-
A200/6	1/4"	10x8	-
A200/6A	3/8"	8x6	-
A200/7	3/8"	10x8	-
A200/8	3/8"	12x10	-
A200/9	1/2"	10x8	-
A200/10	1/2"	12x10	-
A200/11	1/2"	14x12	-
A200/12	1/2"	16x14	-

A201 Raccordo intermedio diritto
Straight intermediate joint

Art.	Misura / Size	€
A201/1	4x2	-
A201/2	6x4	-
A201/3	8x6	-
A201/4	10x8	-
A201/5	12x10	-
A201/6	14x12	-
A201/7	16x14	-

A202 Raccordo a "L" **maschio** conico
Male conical "L" joint

Art.	Misura / Size		€
A202/1	1/8"	4x2	-
A202/2	1/8"	6x4	-
A202/3	1/8"	8x6	-
A202/4	1/4"	6x4	-
A202/5	1/4"	8x6	-
A202/6	1/4"	10x8	-
A202/6A	3/8"	8x6	-
A202/7	3/8"	10x8	-
A202/8	3/8"	12x10	-
A202/9	1/2"	10x8	-
A202/10	1/2"	12x10	-
A202/11	1/2"	14x12	-
A202/12	1/2"	16x14	-

A203 Raccordo intermedio a "L"
Intermediate "L" joint

Art.	Misura / Size	€
A203/1	4x2	-
A203/2	6x4	-
A203/3	8x6	-
A203/4	10x8	-
A203/5	12x10	-
A203/6	14x12	-
A203/7	16x14	-

A204 Raccordo di estremità a "T"
"T" extremity joint

Art.	Misura / Size		€
A204/1	1/8"	4x2	-
A204/2	1/8"	6x4	-
A204/3	1/8"	8x6	-
A204/4	1/4"	6x4	-
A204/5	1/4"	8x6	-
A204/6	1/4"	10x8	-
A204/6A	3/8"	8x6	-
A204/7	3/8"	10x8	-
A204/8	3/8"	12x10	-
A204/9	1/2"	12x10	-
A204/10	1/2"	14x12	-
A204/11	1/2"	16x14	-

A206 Raccordo intermedio a "T"
Intermediate "T" joint



Art.	Misura / Size	€
A206/1	4x2	-
A206/2	6x4	-
A206/3	8x6	-
A206/4	10x8	-
A206/5	12x10	-
A206/6	14x12	-
A206/7	16x14	-

A207 Ogiva
Ogive

Art.	Misura / Size	€
A207/1	4x2	-
A207/2	6x4	-
A207/3	8x6	-
A207/4	10x8	-
A207/5	12x10	-
A207/6	14x12	-
A207/7	16x14	-

A208 Anima rinforzo per tubi plastici
Reinforcing for nylon hose

Art.	Misura / Size	€
A208/1	4x2	-
A208/2	6x4	-
A208/3	8x6	-
A208/4	10x8	-
A208/5	12x10	-
A208/6	14x12	-
A208/7	16x14	-

Adatti per ogni tipo di impianto pneumatico, idraulico ed utilizzati in ambienti alimentari e particolarmente aggressivi.

Suitable for any kind of pneumatic or hydraulic installation and for use in food treatment and aggressive environments.

A107X Attacco a resca filetto conico INOX 316
INOX 316 conical thread joint with hose tail fitting

Art.	Misura / Size		€
A107X/2	1/4"	ø9	-
A107X/3	3/8"	ø11	-
A107X/4	1/2"	ø15	-
A107X/5	3/4"	ø20	-
A107X/6	1"	ø26	-
A107X/7	1¼"	ø34	-
A107X/8	1½"	ø40,5	-
A107X/9	2"	ø52,5	-

A120X Tappo conico INOX 316
INOX 316 conical plug



Art.	Misura / Size		€
A120X/1	1/8"	L 14	-
A120X/2	1/4"	L 17	-
A120X/3	3/8"	L 17,8	-
A120X/4	1/2"	L 20,9	-
A120X/5	3/4"	L 25	-
A120X/6	1"	L 26,7	-
A120X/7	1¼"	L 30,5	-
A120X/8	1½"	L 30,6	-
A120X/9	2"	L 34,3	-

A128X Riduzione conica M-F INOX 316
INOX 316 male-female conical reducer

Art.	Misura / Size		€
A128X/1	1/4"	1/8"	-
A128X/2	3/8"	1/4"	-
A128X/3	1/2"	1/4"	-
A128X/4	3/4"	1/4"	-
A128X/6	1/2"	3/8"	-
A128X/7	3/4"	3/8"	-
A128X/11	3/4"	1/2"	-
A128X/12	1"	1/2"	-
A128X/13	1¼"	1/2"	-
A128X/15	1"	3/4"	-
A128X/16	1¼"	3/4"	-
A128X/17	1½"	3/4"	-
A128X/19	1¼"	1"	-
A128X/20	1½"	1"	-
A128X/21	2"	1"	-
A128X/22	1½"	1¼"	-
A128X/23	2"	1¼"	-

A122X Nipplo conico INOX 316
INOX 316 nipple

Art.	Misura / Size		€
A122X/1	1/8"	1/8"	-
A122X/2	1/8"	1/4"	-
A122X/3	1/4"	1/4"	-
A122X/4	1/4"	3/8"	-
A122X/5	1/4"	1/2"	-
A122X/6	1/4"	3/4"	-
A122X/7	3/8"	3/8"	-
A122X/8	3/8"	1/2"	-
A122X/11	1/2"	1/2"	-
A122X/12	1/2"	3/4"	-
A122X/13	1/2"	1"	-
A122X/14	1/2"	1¼"	-
A122X/17	3/4"	3/4"	-
A122X/18	3/4"	1"	-
A122X/22	1"	1"	-
A122X/23	1"	1¼"	-
A122X/24	1"	1½"	-
A122X/25	1"	2"	-
A122X/26	1¼"	1¼"	-
A122X/27	1¼"	1½"	-
A122X/28	1¼"	2"	-
A122X/29	1½"	1½"	-
A122X/30	1½"	2"	-
A122X/32	2"	2"	-

A123X Manicotto passante INOX 316
INOX 316 sleeve



Art.	Misura / Size		€
A123X/1	1/8"	L 18	-
A123X/2	1/4"	L 24	-
A123X/3	3/8"	L 29	-
A123X/4	1/2"	L 32	-
A123X/5	3/4"	L 34	-
A123X/6	1"	L 41	-
A123X/7	1¼"	L 47	-
A123X/8	1½"	L 47	-
A123X/9	2"	L 61	-

Adatti per ogni tipo di impianto pneumatico, idraulico ed utilizzati in ambienti alimentari e particolarmente aggressivi.

Suitable for any kind of pneumatic or hydraulic installation and for use in food treatment and aggressive environments.

A193 Raccordo diritto **maschio** conico **INOX 316**
INOX 316 male conical straight joint

INOX

Art.	Misura / Size		€
A193/1	1/8"	4x2	-
A193/2	1/8"	6x4	-
A193/3	1/8"	8x6	-
A193/4	1/4"	6x4	-
A193/5	1/4"	8x6	-
A193/6	1/4"	10x8	-
A193/8	3/8"	10x8	-
A193/9	3/8"	12x10	-
A193/11	1/2"	12x10	-

A194 Raccordo intermedio diritto **INOX 316**
INOX 316 straight intermediate joint

INOX

Art.	Misura / Size	€
A194/1	4x2	-
A194/2	6x4	-
A194/3	8x6	-
A194/4	10x8	-
A194/5	12x10	-

A195 Raccordo a "L" **maschio** girevole conico **INOX 316**
INOX 316 male conical "L" joint rotating

INOX

Art.	Misura / Size		€
A195/1	1/8"	4x2	-
A195/2	1/8"	6x4	-
A195/3	1/8"	8x6	-
A195/4	1/4"	6x4	-
A195/5	1/4"	8x6	-
A195/6	1/4"	10x8	-
A195/8	3/8"	10x8	-
A195/9	3/8"	12x10	-
A195/10	1/2"	12x10	-

A196 Raccordo intermedio a "L" **INOX 316**
INOX 316 intermediate "L" joint

INOX

Art.	Misura / Size	€
A196/1	4x2	-
A196/2	6x4	-
A196/3	8x6	-
A196/5	10x8	-
A196/6	12x10	-

A197 Raccordo a "T" **maschio** conico centrale girevole **INOX 316**
INOX 316 central male conical "T" joint rotating

INOX

Art.	Misura / Size		€
A197/1	1/8"	4x2	-
A197/2	1/8"	6x4	-
A197/3	1/8"	8x6	-
A197/4	1/4"	6x4	-
A197/5	1/4"	8x6	-
A197/6	1/4"	10x8	-
A197/8	3/8"	10x8	-

A198 Raccordo intermedio a "T" **INOX 316**
INOX 316 intermediate "T" joint

INOX

Art.	Misura / Size	€
A198/1	4x2	-
A198/2	6x4	-
A198/3	8x6	-
A198/4	10x8	-
A198/5	12x10	-

info

Disponibili su richiesta altri raccordi in acciaio inox:
raccordi a "L", raccordi a "T, raccordi a calzamento, ecc...

Available on demand other stainless steel fittings, such as
"L"-shaped joints, "T"-shaped joints, joints with screw on nut, etc...

Temperatura d'esercizio / Service temperature: . . . . . -10°C +70°C
Pressione max. di utilizzo / Maximum working pressure: . . . . . 10 bar

A210 Regolatore di flusso unidirezionale per valvola - regolazione pomolo
One way flow control for valve - knob adjusting



Art.	Misura / Size		€
A210/1	1/8"	ø 6	-
A210/2	1/8"	ø 8	-
A210/3	1/4"	ø 6	-
A210/4	1/4"	ø 8	-
A210/5	1/4"	ø 10	-
A210/6	1/4"	ø 12	-

A211 Regolatore di flusso unidirezionale per cilindro - regolazione pomolo
One way flow control for cylinder - knob adjusting



Art.	Misura / Size		€
A211/1	1/8"	ø 6	-
A211/2	1/8"	ø 8	-
A211/3	1/4"	ø 6	-
A211/4	1/4"	ø 8	-
A211/5	1/4"	ø 10	-
A211/6	1/4"	ø 12	-

A212 Regolatore di flusso unidirezionale per valvola - regolazione a vite
One way flow control for valve - screw adjusting



Art.	Misura / Size		€
A212/1	1/8"	ø 4	-
A212/2	1/8"	ø 5	-
A212/3	1/8"	ø 6	-
A212/4	1/4"	ø 6	-
A212/5	1/4"	ø 8	-
A212/6	1/4"	ø 10	-
A212/7	1/4"	ø 12	-

A213 Regolatore di flusso unidirezionale per cilindro - regolazione a vite
One way flow control for cylinder - screw adjusting



Art.	Misura / Size		€
A213/1	1/8"	ø 4	-
A213/2	1/8"	ø 5	-
A213/3	1/8"	ø 6	-
A213/4	1/4"	ø 6	-
A213/5	1/4"	ø 8	-
A213/6	1/4"	ø 10	-
A213/7	1/4"	ø 12	-

A214 Regolatore di flusso bidirezionale - regolazione a vite
Two way flow control - screw adjusting



Art.	Misura / Size		€
A214/1	1/8"	ø 4	-
A214/2	1/8"	ø 5	-
A214/3	1/8"	ø 6	-
A214/4	1/4"	ø 6	-
A214/5	1/4"	ø 8	-
A214/6	1/4"	ø 10	-

A215 Regolatore di flusso unidirezionale con pomolo - corpo plastica tubo/tubo
One way flow control with knob - plastic body hose/hose

Art.	Misura / Size	€
A215/1	ø 4	-
A215/2	ø 6	-
A215/3	ø 8	-
A215/4	ø 10	-
A215/5	ø 12	-

A216 Regolatore di flusso unidirezionale per cilindro - regolazione pomolo
One way flow control for cylinder - knob adjusting



Art.	Misura / Size		€
A216/1	M5	ø 4	-
A216/2	M5	ø 6	-
A216/3	1/8"	ø 4	-
A216/4	1/8"	ø 6	-
A216/5	1/8"	ø 8	-
A216/6	1/4"	ø 4	-
A216/7	1/4"	ø 6	-
A216/8	1/4"	ø 8	-
A216/9	1/4"	ø 10	-
A216/10	1/4"	ø 12	-
A216/11	3/8"	ø 8	-
A216/12	3/8"	ø 10	-
A216/13	3/8"	ø 12	-
A216/14	1/2"	ø 10	-
A216/15	1/2"	ø 12	-

info

VALVOLA: Regola in entrata. L'aria entra dal raccordo automatico ed esce dalla filettatura.
CILINDRO: Regola in uscita. L'aria entra dal cilindro (filetto) ed esce dal raccordo automatico.

VALVE: It adjusts at inlet. The air enters from the automatic coupling and exits from the threading.
CYLINDER: It adjusts at outlet. The air enters from the cylinder (threading) and exits from the automatic coupling.

A220 Dosatore di scarico silenziato **sede conica**
Silent drain proportioner with **conical seat**



Art.	Misura / Size	€
A220/1	1/8"	-
A220/2	1/4"	-
A220/3	3/8"	-
A220/4	1/2"	-

A221 Dosatore di scarico silenziato **con OR**
Silent drain proportioner **with O-ring**

Art.	Misura / Size	€
A221/1	1/8"	-
A221/2	1/4"	-

A224 Dosatore di flusso **con manopola**
Flow proportioner **with grip**

Art.	Misura / Size	€
A224/1	1/8"	-
A224/2	1/4"	-

A225 Dosatore di flusso **con taglio a cacciavite**
Flow proportioner **with groove**



Art.	Misura / Size	€
A225/1	1/8"	-
A225/2	1/4"	-

A226 Regolatore di flusso in linea
Line flow control

Art.	Misura / Size	€
bidirezionale / two way		
A226/1	1/8"	-
A226/2	1/4"	-
A226/3	3/8"	-
A226/4	1/2"	-
unidirezionale / one way		
A226/5	1/8"	-
A226/6	1/4"	-
A226/7	3/8"	-
A226/8	1/2"	-

A227 Valvola di flusso unidirezionale **F.F.**
One way flow restrictor valve **Female-Female**

Art.	Misura / Size	€
A227/1	1/8"	-
A227/2	1/4"	-
A227/3	3/8"	-
A227/4	1/2"	-
con molla / with spring		

A228 Valvola di flusso unidirezionale **F.M.**
One way flow restrictor valve **Female-Male**

Art.	Misura / Size	€
A228/1	1/8"	-
A228/2	1/4"	-
senza molla / without spring		

9.1 Valvola a sfera automatica a due vie e relativa elettrovalvola
Automatic 2-way ball valve and corresponding electrovalve

A229 Valvola a sfera automatica a due vie
Automatic 2-way ball valve

Ottone
Brass

Art.	Misura / Size	€
A229/1	1/2"	-
A229/2	3/4"	-
A229/3	1"	-
A229/4	1"1/4"	-
A229/5	1"1/2"	-
A229/6	2"	-

Attuatore pneumatico a doppio effetto in tecnopolimero.
Pressione massima: 8 bar
Double acting technopolymer pneumatic actuator.
Max. pressure: 8 bar

A229A Valvola a sfera automatica a due vie
Automatic 2-way ball valve

Acciaio Inox AISI 316
Stainless steel AISI 316

Art.	Misura / Size	€
A229A/1	1/2"	-
A229A/2	3/4"	-
A229A/3	1"	-
A229A/4	1"1/4"	-
A229A/5	1"1/2"	-
A229A/6	2"	-

Attuatore pneumatico a doppio effetto in tecnopolimero.
Pressione massima: 8 bar
Double acting technopolymer pneumatic actuator.
Max. pressure: 8 bar

A229B Elettrovalvola per valvola automatica a sfera, completa di bobina e connettore
Electrovalve for automatic ball valve, with coil and connector

Art.	Misura / Size	€
A229B/1	Monostabile Monostable con bobina with coil 24 Vdc	-

Per A229 e A229A
For A229 and A229A

VEPA

9.2 Elettrovalvole e valvole a comando pneumatico per il controllo dei fluidi industriali
Electrovalves and pneumatic operated valves to control industrial fluids

A230 Elettrovalvole a membrana ad azione indiretta normalmente chiuse (guarnizione in NBR)
Diaphragm electrovalves, normally closed (NBR gasket)

Art.	Misura / Size	€
senza bobina • without coil		
A230/A	1/4"	-
A230/1	3/8"	-
A230/2	1/2"	-
A230/3	3/4"	-
A230/4	1"	-
A230/5	1" 1/4"	-

su richiesta disponibili anche con guarnizioni EPDM e FKM
on request EPDM and FKM gaskets available

A232 Elettrovalvole a membrana ad azione indiretta normalmente aperte (guarnizione in NBR)
Diaphragm electrovalves, normally open (NBR gasket)

Art.	Misura / Size	€
senza bobina • without coil		
A232/A	1/4"	-
A232/1	3/8"	-
A232/2	1/2"	-
A232/3	3/4"	-
A232/4	1"	-

su richiesta disponibili anche con guarnizioni EPDM e FKM
on request EPDM and FKM gaskets available

A233 Connettori per elettrovalvole
Electrovalves connectors

Art.	Tensione Max. Max voltage	Corrente nom. Nom. current	€
A233/1	12/300 Volt	10A	-

info

Corrente max. / Max. current: 16 A
Sezione conduttori / Conductor section: 1,5 mm^2 (max.)
Diametro cavo / Cable diameter: 6-8 mm (PG9)
Grado di protezione / IP protection degree: IP65 - EN 60529
Classe di isolamento / Insulating class: gruppo/group C - VDE 0110
Colore / Colour: nero/black

Fornitura con vite di fissaggio e guarnizione in NBR
Supplied with fastening screw and NBR gasket

A234 Bobine
Coils

Art.	Tensione/Frequenza Voltage/Frequency	Potenza Power	€
CORRENTE ALTERNATA • ALTERNATE CURRENT			
A234/1	230 Vac	7 W	-
A234/3	24 Vac	7 W	-
A234/4	110 Vac	7 W	-
CORRENTE CONTINUA • DIRECT CURRENT			
A234/2	24 Vdc	7 W	-
A234/5	12 Vdc	7 W	-

A235 Valvola a pistone normalmente chiusa
Piston actuated valve, normally closed

Art.	Attacco Joint	DN	Pressione Pressure	€
A235/1	1/2"	15 mm	0-16 bar	-
A235/2	3/4"	20 mm	0-10 bar	-
A235/3	1"	25 mm	0-8 bar	-

info

Fluidi / Fluids: Acqua, olio, aria, fluidi aggressivi e vapore
Water, oil, air, aggressive fluids and steam
Temperatura ambiente / Room temperature: -10°C +60°C
Temperatura fluidi / Fluid temperature: -10°C +180°C
Materiale corpo / Body material: Inox 304
Materiale tubo / Hose material: Inox 304
Materiale attuatore / Actuator material: alluminio/aluminium

9.3 Scaricatori di condensa e pressostati di linea
Condensate recovery devices and pressure switches

A236 Gruppo di scarico condensa con timer digitale
Condensate recovery unit with digital timer

Art.	Attacco Joint	Pressione Pressure	Alimentazione Supply	€
A236/1	1/4"	0-18 bar	230/50-240/60	-
A236/2	1/2"	0-16 bar	230/50-240/60	-

Completo di rubinetto scarico condensa
With condensate recovery cock

info

Fluidi / Fluids: Acqua, olio, aria e gas inerti
Water, oil, air and inert gases
Temperatura ambiente / Room temperature: -10°C +50°C
Temperatura fluidi / Fluid temperature: -10°C +130°C
Grado di protezione / IP protection degree: IP65 (con connettore/with connector)
Potenza bobina / Coil power: CA 18 VA (esercizio/service)
CA 36 VA (spunto/start)
CC 14 W
Materiale tenuta / Seal material: FKM
Tempo di scarico / Recovery time: 1 ÷ 99 sec.
Intervallo / Interval: 0,5 (30 sec). ÷ 99 min.
Tasto di prova / Test button: manuale/manual

A237 Gruppo di scarico condensa per utilizzi gravosi
Condensate recovery unit for heavy duty

Art.	Attacco EV EV Joint	Attacco Valvola Pistone Piston Valve Joint	Pressione Pressure	Alimentazione Supply	€
A237/1	1/4"	1/2"	0-16 bar	230/50-240/60	-

Completo di rubinetto scarico condensa
With condensate recovery cock

info

Fluidi / Fluids: Acqua, olio, aria e gas inerti
Water, oil, air and inert gases
Temperatura ambiente / Room temperature: -10°C +50°C
Temperatura fluidi / Fluid temperature: -10°C +130°C
Grado di protezione / IP protection degree: IP65 (con connettore/with connector)
Potenza bobina / Coil power: CA 18 VA (esercizio/service)
CA 36 VA (spunto/start)
CC 14 W
Materiale tenuta / Seal material: FKM
Tempo di scarico / Recovery time: 1 ÷ 99 sec.
Intervallo / Interval: 0,5 (30 sec). ÷ 99 min.
Tasto di prova / Test button: manuale/manual

9.3 Ricambi per A236 e A237
Spare parts for A236 and A237

A238 Rubinetto scarico condensa
Condensate recovery cock



Art.	Attacco / Joint	€
A238/1	1/4"x1/2" per/for A236/1	-
A238/2	1/2"x1/2" per/for A236/2	-

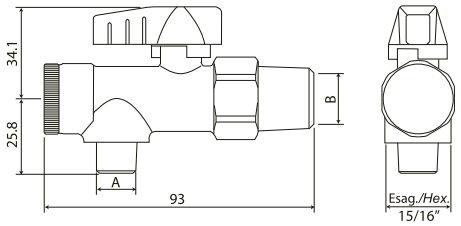

A238B Elettrovalvola per gruppi scarico condensa
Electrovalve for condensate recovery units

Art.	Attacco / Joint	€
A238B/1	1/4" per/for A236/1	-
A238B/3	1/2" per/for A236/2	-
A238B/2	1/4" 3 vie/3-ways per/for A237/1	-

info

- Elettrovalvola ad azione diretta
  Direct acting valve
- Normalmente chiusa
  Normally closed
- Temperatura / Temperature: -10°C ÷ +130°C
- Guarnizioni in FKM
  FKM seals
- Fluidi: acqua, olio, aria
  Fluids: water, oil. air.

A239A Connettore per A239/2 Timer Analogico
Connector for A239/2 Analogic Timer

Art.	Tensione max. Max voltage	€
A239A/1	12/300 Volt	-

A239 Timer digitale e Timer analogico
Digital timer and analogic timer

Art.	€
A239/1 (digitale / digital)	-
A239/2 (analogico / analogic)	-

A239/1

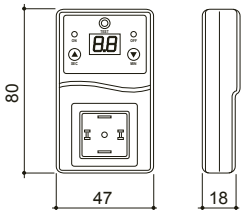

A239/2

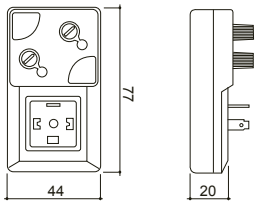

info

A239/1:
Alimentazione elettrica / Power supply: _____ 110 - 250 Volt
A239/2:
Alimentazione elettrica / Power supply: _____ 12 - 250 Volt

A239B Bobina
Coil

Art.	Tensione/Frequenza Voltage/Frequency	Potenza Power	€
CORRENTE ALTERNATA - ALTERNATE CURRENT			
A239B/1	230 Vac	14 W	-
A239B/3	24 Vac	14 W	-
A239B/4	110 Vac	14 W	-
CORRENTE CONTINUA - DIRECT CURRENT			
A239B/2	24 Vdc	14 W	-
A239B/5	12 Vdc	14 W	-

A251 Pressostato di linea
Pressure switch

Art.	Attacco Joint	Alimentazione Supply	€
A251/1	1/8"	230/50-240/60	-
A251/2	1/4"	230/50-240/60	-

Completo di cappuccio
With cap

info

Tarabile / Settable: _____ 0.2 ÷ 10 bar
Isteresi regolabile / Adjustable hysteresis: _____ 0.2 ÷ 0.8
Temperatura max. / Max temperature: _____ 155°C
Contatti elettrici in scambio / Change-over contacts

I pressostati disponibili a magazzino sono tarati a 5 bar - isteresi 0.2.
Su richiesta e per certi quantitativi sono possibili tarature personalizzate.

The pressure switches available on stock are set at 5 bar with hysteresis 0.2.
On request and for certain quantities, it is possible to supply them with different settings.

A240* Ripartitore a 4 vie
4 ways distribution frame

Art.	Misura / Size	€
A240/1	1/8"	-
A240/2	1/4"	-
A240/3	3/8"	-
A240/4	1/2"	-

A241* Ripartitore ad uscite lineari
Linear outlet distribution frame

Art.	Entrata aria Air inlet	Uscita aria Air outlet	€
A241/1	2x1/4"	3x1/8"	-
A241/2	2x1/4"	4x1/8"	-
A241/3	2x1/4"	5x1/8"	-
A241/4	2x1/4"	6x1/8"	-
A241/5	2x3/8"	3x1/4"	-
A241/6	2x3/8"	4x1/4"	-
A241/7	2x3/8"	5x1/4"	-
A241/8	2x3/8"	6x1/4"	-

A242 Silenziatore scarico aria
Silencer air discharge

Art.	Misura / Size	€
A242/1	1/8"	-
A242/2	1/4"	-
A242/3	3/8"	-
A242/4	1/2"	-
A242/5	3/4"	-
A242/6	1"	-

A243 Silenziatore in nylon
Nylon silencer

Art.	Misura / Size	€
A243/1	1/8"	-
A243/2	1/4"	-
A243/3	3/8"	-
A243/4	1/2"	-

A244 Silenziatore in bronzo
Bronze silencer

Art.	Misura / Size	€
A244/1	1/8"	-
A244/2	1/4"	-
A244/3	3/8"	-
A244/4	1/2"	-
A244/5	3/4"	-
A244/6	1"	-

A245 Silenziatore in bronzo
Bronze silencer

Art.	Misura / Size	€
A245/1	1/8"	-
A245/2	1/4"	-
A245/3	3/8"	-
A245/4	1/2"	-
A245/5	3/4"	-
A245/6	1"	-

info

* Fornibili su richiesta Ripartitori con uscite contrapposte.
* Available on demand Distribution frames with opposed outlets.

A290 Rubinetto scarico condensa con blocco antisvitamento
Drain cock with antiscrewing system



Art.	Misura / Size	€
A290/2	1/4"	-
A290/3	3/8"	-

A300 Rubinetto scarico condensa
Drain cock



Art.	Misura / Size	€
A300/1	1/8"	-
A300/2	1/4"	-
A300/3	3/8"	-
A300/4	1/2"	-

A301 Rubinetto di linea con dado fresato
Line tap with milled nut

Art.	Misura / Size		€
A301/1	1/8"	Levetta	-
A301/2	1/4"	Volantino	-
A301/3	3/8"	Volantino	-
A301/4	1/2"	Volantino	-
A301/5	1/4"	Levetta	-

A302 Rubinetto a corsoio con dado fresato
Sliding tap with milled nut

Art.	Misura / Size	€
A302/1	1/4"	-
A302/2	3/8"	-

A303 Rubinetto di linea "mini" a sfera **femmina**
Lever **female** ball tap "mini"

Art.	Misura / Size	€
A303/1	1/8"	-
A303/2	1/4"	-
A303/3	3/8"	-
A303/4	1/2"	-
A303/5	3/4"	-

A304 Rubinetto di linea "mini" a sfera **maschio-femmina**
Lever **male-female** ball tap "mini"

Art.	Misura / Size	€
A304/1	1/8"	-
A304/2	1/4"	-
A304/3	3/8"	-
A304/4	1/2"	-
A304/5	3/4"	-

A305 Rubinetto di linea a sfera **femmina**
Lever **female** ball tap



Art.	Misura / Size	€
A305/2	1/4"	-
A305/3	3/8"	-
A305/4	1/2"	-
A305/5	3/4"	-
A305/6	1"	-
A305/7	1•1/4"	-
A305/8	1•1/2"	-
A305/9	2"	-
A305/10	2•1/2"	-
A305/11	3"	-
A305/12	4"	-

A306 Rubinetto di linea a sfera **maschio-femmina**
Lever **male-female** ball tap



Art.	Misura / Size	€
A306/2	1/4"	-
A306/3	3/8"	-
A306/4	1/2"	-
A306/5	3/4"	-
A306/6	1"	-
A306/7	1•1/4"	-
A306/8	1•1/2"	-
A306/9	2"	-

A318 Rubinetto di linea a sfera **FF INOX AISI 316**
Lever **FF** stainless steel AISI 316 ball tap

Art.	Misura / Size	€
A318/1	1/4"	-
A318/2	3/8"	-
A318/3	1/2"	-
A318/4	3/4"	-
A318/5	1"	-
A318/6	1•1/4"	-
A318/7	1•1/2"	-
A318/8	2"	-

A319 Rubinetto di linea a sfera **MF INOX AISI 316**
Lever **MF** stainless steel AISI 316 ball tap

Art.	Misura / Size	€
A319/1	1/4"	-
A319/2	3/8"	-
A319/3	1/2"	-
A319/4	3/4"	-
A319/5	1"	-
A319/6	1•1/4"	-
A319/7	1•1/2"	-
A319/8	2"	-

A310 Valvola a sfera mini **M conico x M cilindrico**
Mini ball valve **M conical x M cylindrical**



Art.	Misura / Size	€
A310/1	1/8x1/8	-
A310/2	1/8x1/4	-
A310/3	1/4x1/8	-
A310/4	1/4x1/4	-
A310/5	3/8x1/4	-
A310/6	3/8x3/8	-
A310/7	1/2x1/2	-

A311 Valvola a sfera mini **M conico x F**
Mini ball valve **M conical x F**

Art.	Misura / Size	€
A311/1	1/8x1/8	-
A311/2	1/4x1/8	-
A311/3	1/4x1/4	-
A311/4	3/8x1/4	-
A311/5	3/8x3/8	-
A311/6	1/2x1/2	-

A312 Valvola a sfera mini **FF**
Mini ball valve **FF**

Art.	Misura / Size	€
A312/1	1/8x1/8	-
A312/2	1/4x1/4	-
A312/3	3/8x3/8	-
A312/4	1/2x1/2	-

12 Rubinetti di linea
Line taps

A313 Valvola a sfera **M conico** - Attacco tubo automatico
Ball valve **M conical** - Automatic hose coupling

Art.	Misura / Size	€
A313/1	1/8" ø 4	-
A313/2	1/8" ø 6	-
A313/3	1/8" ø 8	-
A313/4	1/4" ø 6	-
A313/5	1/4" ø 8	-
A313/6	3/8" ø 6	-
A313/7	3/8" ø 8	-

A314 Valvola a sfera tubo-tubo automatico
Ball valve automatic hose-hose



Art.	Misura / Size	€
A314/1	ø 4	-
A314/2	ø 6	-
A314/3	ø 8	-

13 Rubinetti rapidi universali a sfera
Universal quick couplers with spheres

UNIVERSALI

A320 Rubinetto rapido universale **maschio**
Universal **male** quick coupler

UNIVERSALI

Art.	Misura / Size	€
A320/1	1/8"	-
A320/2	1/4"	-
A320/3	3/8"	-
A320/4	1/2"	-

A323 Rubinetto rapido universale per spirale
Universal quick coupler for spiral hose

UNIVERSALI

Art.	Misura / Size	€
A323/1	6x4	-
A323/2	8x6	-
A323/3	10x8	-
A323/4	12x10	-

A321 Rubinetto rapido universale **femmina**
Universal **female** quick coupler

UNIVERSALI

Art.	Misura / Size	€
A321/2	1/4"	-
A321/3	3/8"	-
A321/4	1/2"	-

A323B Rubinetto rapido universale per spirale
Universal quick coupler for spiral hose

UNIVERSALI

Art.	Misura / Size	€
A323B/1	8x5	-
A323B/2	10x6,5	-
A323B/3	12x8	-

Per spirali in poliuretano
For polyurethane spiral hose

A322 Rubinetto rapido universale portagomma
Universal quick coupler with sleeve for tube

UNIVERSALI

Art.	Misura / Size	€
A322/A	6x10	-
A322/1	6x14	-
A322/1A	8x12	-
A322/2	8x17	-
A322/2A	10x15	-
A322/3	10x17	-
A322/4	10x19	-

A324 Rubinetto rapido universale con resca
Universal quick coupler with tail

UNIVERSALI

Art.	Misura / Size	€
A324/1	ø 6	-
A324/2	ø 7	-
A324/3	ø 8	-
A324/4	ø 10	-
A324/5	ø 12	-
A324/6	ø 14	-

info

Pressione massima di esercizio: 12 bar. Compatibili con innesti con profilo Italia, Germania, Orion e America.
Max working pressure: 12 bar. Connectable with couplings with Italy, Germany, Orion or America profile.

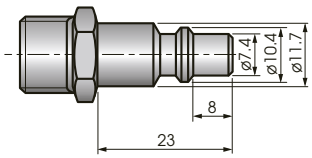

SERIE
ITALIA = I

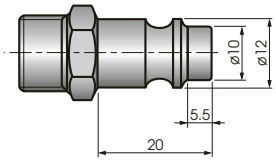

SERIE
GERMANIA = G

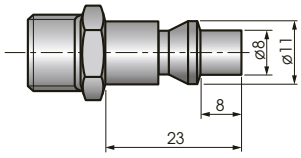

SERIE
ORION = O

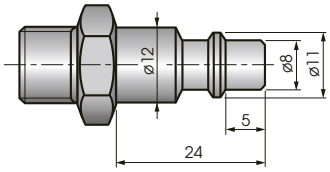

SERIE
AMERICA = A

A340 Innesto rapido **maschio**
Quick coupling connection **male**



Misura / Size		Art.	€	Art. [1]	€
1/8"	I	A340/1	-		
1/4"	I	A340/2	-	A340/2T	-
3/8"	I	A340/3	-	A340/3T	-
1/2"	I	A340/4	-	A340/4T	-
1/4"	G	A340/5	-	A340/5T	-
3/8"	G	A340/6	-	A340/6T	-
1/2"	G	A340/7	-	A340/7T	-
1/4"	O	A340/8	-		
3/8"	O	A340/9	-		
1/2"	O	A340/10	-		

[1]) Gli articoli con "T" finale sono in acciaio TEMPRATO
The items with end in "T" are made in HARDENED steel.

A341 Innesto rapido **femmina**
Quick coupling connection **female**



Misura / Size		Art.	€	Art. [1]	€
1/8"	I	A341/1	-		
1/4"	I	A341/2	-	A341/2T	-
3/8"	I	A341/3	-	A341/3T	-
1/2"	I	A341/4	-		
1/4"	G	A341/5	-	A341/5T	-
3/8"	G	A341/6	-	A341/6T	-
1/4"	O	A341/8	-		
3/8"	O	A341/9	-		

[1]) Gli articoli con "T" finale sono in acciaio TEMPRATO
The items with end in "T" are made in HARDENED steel.

A342 Innesto rapido con attacco a baionetta
Quick coupling with bayonet joint

Art.	Misura / Size	€
A342/1	I	-
A342/2	G	-
A342/3	O	-

A343 Innesto rapido con portagomma
Quick coupling with sleeve for tube

Art.	Misura / Size		€
A343/A	6x10	I	-
A343/1	6x14	I	-
A343/1A	8x12	I	-
A343/2	8x17	I	-
A343/2A	10x15	I	-
A343/3	10x17	I	-
A343/4	10x19	I	-
A343/5	6x14	G	-
A343/6	8x17	G	-
A343/7	6x14	O	-
A343/8	8x17	O	-

A344 Innesto rapido per spirale
Quick coupling for spiral hose

Art.	Misura / Size		€
A344/1	6x4	I	-
A344/2	8x6	I	-
A344/3	10x8	I	-
A344/4	12x10	I	-
A344/5	6x4	G	-
A344/6	8x6	G	-
A344/7	10x8	G	-
A344/8	12x10	G	-
A344/9	6x4	O	-
A344/10	8x6	O	-
A344/11	10x8	O	-
A344/12	12x10	O	-

A344B Innesto rapido per spirale
Quick coupling for spiral hose

Art.	Misura / Size		€
A344B/1	8x5	I	-
A344B/2	10x6,5	I	-
A344B/3	12x8	I	-
A344B/4	8x5	G	-
A344B/5	10x6,5	G	-
A344B/6	12x8	G	-
A344B/7	8x5	O	-
A344B/8	10x6,5	O	-
A344B/9	12x8	O	-

Per spirali in poliuretano
For polyurethane spiral hose

A345 Innesto rapido con resca
Quick coupling with hose tail fitting

Art.	Misura / Size		€
A345/A	ø 6	I	-
A345/1	ø 7	I	-
A345/2	ø 8	I	-
A345/3	ø 10	I	-
A345/4	ø 12	I	-
A345/5	ø 7	G	-
A345/6	ø 8	G	-
A345/7	ø 10	G	-
A345/8	ø 12	G	-
A345/9	ø 7	O	-
A345/10	ø 8	O	-
A345/11	ø 10	O	-
A345/12	ø 12	O	-

A346 Innesto rapido con dado fresato
Quick coupling with milled nut

Art.	Misura / Size	€
A346/1	I	-
A346/2	G	-

info

LA SERIE AMERICANA È DISPONIBILE ESCLUSIVAMENTE SU RICHIESTA • AMERICAN TYPE IS AVAILABLE ONLY ON DEMAND

SERIE GIGANTE

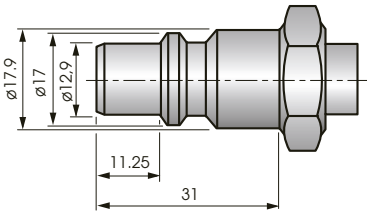

L'utilizzo di questi raccordi è particolarmente indicato per tubi in gomma di grossi diametri.

These fittings are particularly suitable for rubber hoses with large diameter.

A350 Rubinetto rapido GIGANTE **maschio**
Giant **male** quick coupler

Art.	Misura / Size	€
A350/1	3/8"	-
A350/2	1/2"	-

A351 Rubinetto rapido GIGANTE **femmina**
Giant **female** quick coupler



Art.	Misura / Size	€
A351/1	3/8"	-
A351/2	1/2"	-

A352 Rubinetto rapido GIGANTE con portagomma
Giant quick coupler with sleeve for tube

Art.	Misura / Size	€
A352/1	10x19	-
A352/2	10x21	-
A352/3	10x23	-
A352/4	13x19	-
A352/7	13x23	-
A352/8	13x25	-

A353 Innesto rapido GIGANTE **maschio**
Giant **male** quick coupling

Art.	Misura / Size	€
A353/1	3/8"	-
A353/2	1/2"	-

A354 Innesto rapido GIGANTE con portagomma
Giant quick coupler with sleeve for tube

Art.	Misura / Size	€
A354/1	10x19	-
A354/2	10x21	-
A354/3	10x23	-
A354/4	13x19	-
A354/7	13x23	-
A354/8	13x25	-

info

Pressione massima di esercizio: 12 bar.
Max working pressure: 12 bar.

SERIE MIGNON

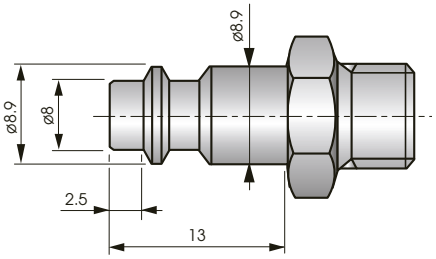

La serie Mignon è particolarmente adatta per il settore pneumatico ed agricolo.

Mignon series is particularly used on pneumatics and agriculture market.

A360 Rubinetto rapido **maschio** serie MIGNON
Male quick coupling Mignon series

Art.	Misura / Size	€
A360/1	1/8"	-
A360/2	1/4"	-

A365 Innesto **maschio** MIGNON
Male quick coupling Mignon series

Art.	Misura / Size	€
A365/1	1/8"	-
A365/2	1/4"	-

A361 Rubinetto rapido **femmina** serie MIGNON
Female quick coupling Mignon series

Art.	Misura / Size	€
A361/1	1/8"	-
A361/2	1/4"	-

A366 Innesto **femmina** MIGNON
Female quick coupling Mignon series



Art.	Misura / Size	€
A366/1	1/8"	-
A366/2	1/4"	-

A362 Rubinetto rapido serie MIGNON per spirale
Quick coupling Mignon for spiral hose

Art.	Misura / Size	€
A362/1	6x4	-
A362/2	8x6	-

A367 Innesto MIGNON per spirale
Quick coupling Mignon for spiral hose

Art.	Misura / Size	€
A367/1	6x4	-
A367/2	8x6	-

A363 Rubinetto rapido MIGNON per tubo rilsan
Quick coupling Mignon for rilsan hose

Art.	Misura / Size	€
A363/1	6x4	-
A363/2	8x6	-

A368 Innesto MIGNON per tubo rilsan
Quick coupling Mignon for rilsan hose

Art.	Misura / Size	€
A368/1	6x4	-
A368/2	8x6	-

info

Pressione massima di esercizio: 12 bar.
Max working pressure: 12 bar.

SERIE JAPAN ECO

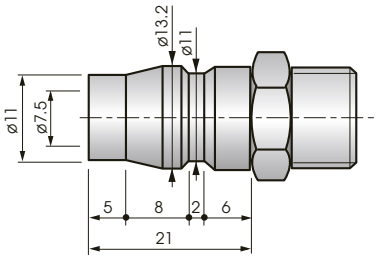

La serie ECO - Profilo Giapponese - è adatta per applicazioni sia in impiantistica comune, sia nell'industria meccanica.

ECO series - Japan Profile - is suitable for diversified applications, from general household to mechanical industry.

A370 Rubinetto rapido JAPAN ECO **maschio**
JAPAN ECO **male** quick coupler

Art.	Misura / Size	€
A370/1	1/4"	-
A370/2	3/8"	-
A370/3	1/2"	-

A376 Innesto rapido JAPAN ECO **maschio**
JAPAN ECO **male** quick coupling

Art.	Misura / Size	€
A376/1	1/4"	-
A376/2	3/8"	-
A376/3	1/2"	-

A371 Rubinetto rapido JAPAN ECO **femmina**
JAPAN ECO **female** quick coupler



Art.	Misura / Size	€
A371/1	1/4"	-
A371/2	3/8"	-
A371/3	1/2"	-

A377 Innesto rapido JAPAN ECO **femmina**
JAPAN ECO **female** quick coupling

Art.	Misura / Size	€
A377/1	1/4"	-
A377/2	3/8"	-
A377/3	1/2"	-

A372 Rubinetto rapido JAPAN ECO con resca
JAPAN ECO quick coupler with hose tail fitting

Art.	Misura / Size	€
A372/1	ø8	-
A372/2	ø10	-
A372/3	ø12	-

A378 Innesto rapido JAPAN ECO con resca
JAPAN ECO quick coupling with hose tail fitting

Art.	Misura / Size	€
A378/1	ø8	-
A378/2	ø10	-
A378/3	ø12	-

info

Pressione massima di esercizio: 12 bar.
Max working pressure: 12 bar.

SERIE DAISEN

CORPO in acciaio temprato e cromato
FLUIDI UTILIZZABILI aria e olio
PRESSIONE DI ESERCIZIO 15 bar
TEMPERATURA DI ESERCIZIO -20 ÷ +80°C
GUARNIZIONI in NBR

BODY material: Steel (Chrome Plated)
FLUIDS: air and oil
Working pressure: 15 bar
OPERATING TEMPERATURE: -20 ÷ +80°C
NBR seals

SEMIAUTOMATICI • SEMI-AUTOMATIC

Per inserire l'innesto nell'apposito Rubinetto rapido occorre:
1) aprire il rubinetto agendo sulla ghiera esterna
2) inserire l'innesto
3) rilasciare la ghiera

To insert the coupling in the corresponding coupling socket you need:
1) open the socket by acting on the external ring nut
2) insert the coupling
3) release the ring nut

AUTOMATICI • AUTOMATIC (ONE TOUCH)

Rubinetto con aggancio automatico:
L'accoppiamento avviene semplicemente spingendo l'innesto all'interno del rubinetto.

Auto coupling socket:
Matching takes simply place by pushing the coupling inside the socket.

A410 Rubinetto Rapido Semiautomatico filetto MASCHIO
Coupling Socket, MALE Thread

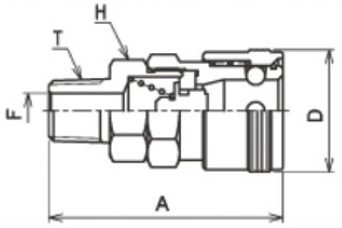

ART.	Filetto (T)	A	D	F	H	Peso (g)	Conf.	€/pz
A410/1	R 1/4	50	26	7,5	19	80	5 pz	-
A410/2	R 3/8	51	26	8	19	90	5 pz	-
A410/3	R 1/2	51,5	26	13	21	95	5 pz	-

A411 Rubinetto Rapido Semiautomatico filetto FEMMINA
Coupling Socket, FEMALE Thread

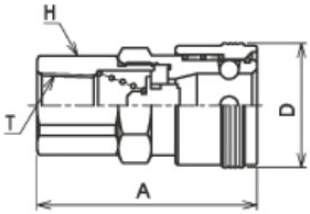

ART.	Filetto (T)	A	D	H	Peso (g)	Conf.	€/pz
A411/1	Rc 1/4	46	26	19	85	5 pz	-
A411/2	Rc 3/8	50,5	26	21	97	5 pz	-
A411/3	Rc 1/2	51	26	26	116	5 pz	-

A412 Rubinetto Rapido Semiautomatico CON RESCA
Coupling Socket, HOSE BARB CONNECTION

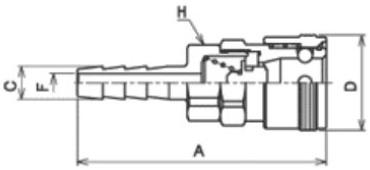

ART.	Diam.Resca (C)	A	D	F	H	Peso (g)	Conf.	€/pz
A412/1	9	67	26	5	19	82	5 pz	-
A412/2	11,3	71	26	7,5	19	85	5 pz	-
A412/3	15	71	26	9	19	98	5 pz	-

A420 Rubinetto Rapido Automatico filetto MASCHIO
Auto Coupling Socket, MALE Thread


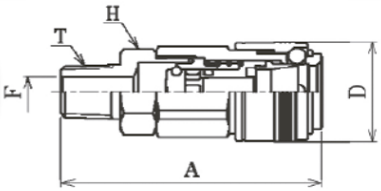

ART.	Filetto (T)	A	D	F	H	Peso (g)	Conf.	€/pz
A420/1	R 1/4	58	25	7,5	19	81	5 pz	-
A420/2	R 3/8	59	25	8	19	91	5 pz	-
A420/3	R 1/2	59	25	13	21	96	5 pz	-

A421 Rubinetto Rapido Automatico filetto FEMMINA
Auto Coupling Socket, FEMALE Thread

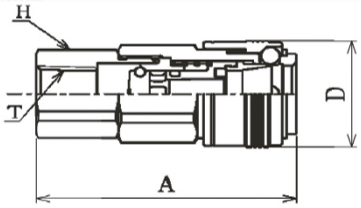

ART.	Filetto (T)	A	D	H	Peso (g)	Conf.	€/pz
A421/1	Rc 1/4	54	25	19	86	5 pz	-
A421/2	Rc 3/8	58	25	21	98	5 pz	-
A421/3	Rc 1/2	59	25	26	117	5 pz	-

A422 Rubinetto Rapido Automatico CON RESCA
Auto Coupling Socket, HOSE BARB CONNECTION

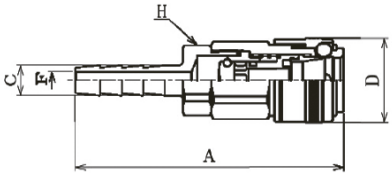

ART.	Diam.Resca (C)	A	D	F	H	Peso (g)	Conf.	€/pz
A422/1	9	75	25	5	19	83	5 pz	-
A422/2	11,3	79	25	7,5	21	87	5 pz	-
A422/3	15	79	25	9	26	99	5 pz	-

CON BLOCCO DI SICUREZZA
WITH ADDED LOCKING FEATURE

Una volta inserito l'Innesto nel Rubinetto Rapido ruotare la ghiera esterna in senso orario.
In questo modo l'Innesto non potrà essere sganciato in modo accidentale.
Per rilasciare l'Innesto basterà ruotare nuovamente la ghiera esterna del Rubinetto Rapido in senso antiorario.

Once the coupling has been inserted in the Coupling Socket, turn the external ring nut clockwise.
In this way, the coupling cannot be accidentally released.
To release the coupling, simply turn the external ring nut of the Coupling Socket anticlockwise again.

CON PROTEZIONE IN GOMMA
WITH RUBBER COVERED SLEEVE

La protezione in gomma protegge il rubinetto da urti o colpi accidentali dovuti a cadute ecc... ma soprattutto l'apposito rivestimento in gomma morbida impedisce eventuali danni a superfici in caso di contatto accidentale.

The rubber cover sleeve protects the socket from accidental shocks or hits due to falls, etc., moreover, the special soft rubber coating prevents any damage to surfaces in case of accidental contact.

A430
Rubinetto Rapido Automatico filetto MASCHIO con BLOCCO DI SICUREZZA
Auto Coupling Socket, MALE Thread with added LOCKING FEATURE

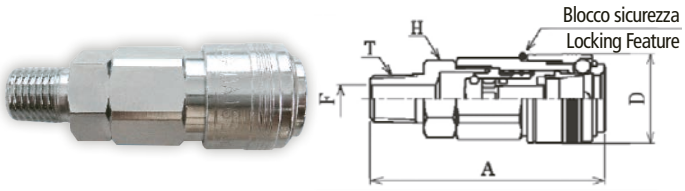

ART.	Filetto (T)	A	D	F	H	Peso (g)	Conf.	€/pz
A430/1	R 1/4	58	25	7,5	19	81	5 pz	-
A430/2	R 3/8	59	25	8	19	91	5 pz	-
A430/3	R 1/2	59	25	13	21	96	5 pz	-

A440
Rubinetto Rapido Automatico filetto MASCHIO con PROTEZIONE IN GOMMA
Auto Coupling Socket, MALE Thread with RUBBER COVERED SLEEVE

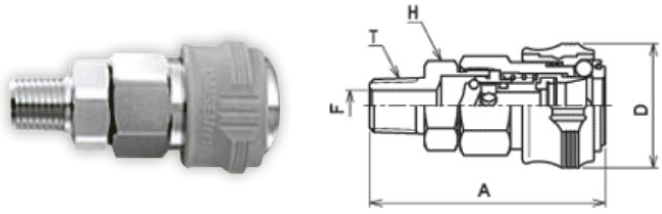

ART.	Filetto (T)	A	D	F	H	Peso (g)	Conf.	€/pz
A440/1	R 1/4	56	30	7,5	19	97	5 pz	-
A440/2	R 3/8	57	30	8	19	107	5 pz	-
A440/3	R 1/2	57,5	30	13	21	112	5 pz	-

A431
Rubinetto Rapido Automatico filetto FEMMINA con BLOCCO DI SICUREZZA
Auto Coupling Socket, FEMALE Thread with added LOCKING FEATURE

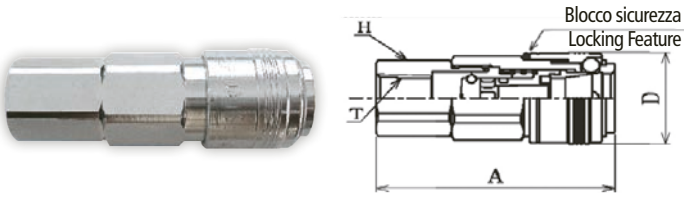

ART.	Filetto (T)	A	D	H	Peso (g)	Conf.	€/pz
A431/1	Rc 1/4	54	25	19	86	5 pz	-
A431/2	Rc 3/8	58	25	21	98	5 pz	-
A431/3	Rc 1/2	59	25	26	117	5 pz	-

A441
Rubinetto Rapido Automatico filetto FEMMINA con PROTEZIONE IN GOMMA
Auto Coupling Socket, FEMALE Thread with RUBBER COVERED SLEEVE

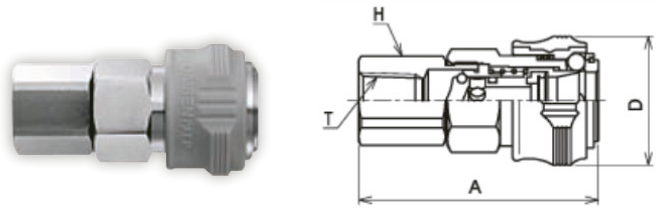

ART.	Filetto (T)	A	D	H	Peso (g)	Conf.	€/pz
A441/1	Rc 1/4	52	30	19	102	5 pz	-
A441/2	Rc 3/8	56,5	30	21	114	5 pz	-
A441/3	Rc 1/2	57	30	26	133	5 pz	-

A432
Rubinetto Rapido Automatico CON RESCA con BLOCCO DI SICUREZZA
Auto Coupling Socket, HOSE BARB CONNECTION, with added LOCKING FEATURE

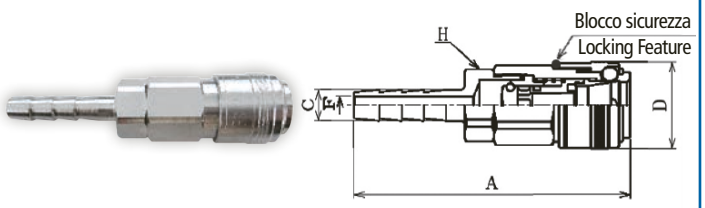

ART.	Diam.Resca (C)	A	D	F	H	Peso (g)	Conf.	€/pz
A432/1	9	75	25	5	19	83	5 pz	-
A432/2	11,3	79	25	7,5	21	87	5 pz	-
A432/3	15	79	25	9	26	99	5 pz	-

A442
Rubinetto Rapido Automatico CON RESCA con PROTEZIONE IN GOMMA
Auto Coupling Socket, HOSE BARB CONNECTION, with RUBBER COVERED SLEEVE

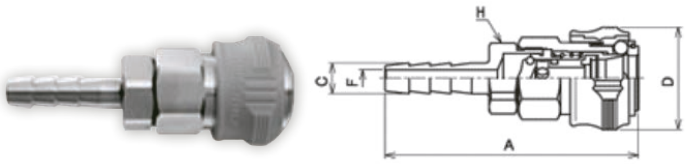

ART.	Diam.Resca (C)	A	D	F	H	Peso (g)	Conf.	€/pz
A442/1	9	73	30	5	19	99	5 pz	-
A442/2	11,3	77	30	7,5	21	103	5 pz	-
A442/3	15	77	30	9	26	115	5 pz	-

CON VALVOLA DI NON RITORNO
WITH NON RETURN VALVE

A460 Innesto Rapido Filetto MASCHIO
Coupling Plug, MALE Thread

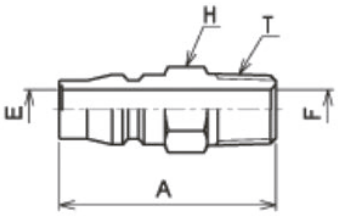

ART.	Misura	A	E	F	H	Peso (g)	Conf.	€/pz
A460/1	R 1/4	41	7,5	7,5	14	26	10 pz	-
A460/2	R 3/8	42	7,5	8	19	39	10 pz	-
A460/3	R 1/2	42,5	7,5	13	21	49	10 pz	-

A461 Innesto Rapido Filetto FEMMINA
Coupling Plug, FEMALE Thread

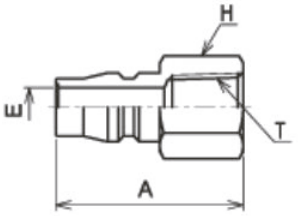

ART.	Misura	A	E	H	Peso (g)	Conf.	€/pz
A461/1	Rc 1/4	36	7,5	17	29	10 pz	-
A461/2	Rc 3/8	37,5	7,5	21	40	10 pz	-
A461/3	Rc 1/2	39	7,5	26	57	10 pz	-

A462 Innesto Rapido CON RESCA
Coupling Plug, HOSE BARB CONNECTION

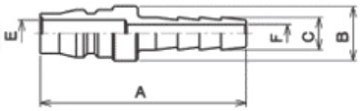

ART.	Diam.Resca (C)	A	B	E	F	Peso (g)	Conf.	€/pz
A462/1	9	57	16	7,5	5	28	10 pz	-
A462/2	11,3	61	16	7,5	7,5	32	10 pz	-
A462/3	15	65	18	7,5	9	53	10 pz	-

A465 Innesto Rapido Filetto MASCHIO CON VALVOLA DI NON RITORNO
Coupling Plug, MALE Thread WITH NON RETURN VALVE

▶ evita il cosidetto colpo di frusta in fase di sgancio
prevents the plug from flicking



ART.	Misura	Conf.	€/pz
A465/1	1/4"	10 pz	-

A466 Innesto Rapido CON RESCA CON VALVOLA DI NON RITORNO
Coupling Plug, HOSE BARB CONNECTION WITH NON RETURN VALVE

▶ evita il cosidetto colpo di frusta in fase di sgancio
prevents the plug from flicking



ART.	Misura	Conf.	€/pz
A466/1	8 mm	10 pz	-
A466/2	10 mm	10 pz	-

CON BLOCCO DI SICUREZZA E PROTEZIONE IN GOMMA
WITH ADDED LOCKING FEATURE & RUBBER COVERED SLEEVE

Una volta inserito l'Innesto nel Rubinetto Rapido ruotare la ghiera esterna in senso orario. In questo modo l'Innesto non potrà essere sganciato in modo accidentale.
Per rilasciare l'Innesto basterà ruotare nuovamente la ghiera esterna del Rubinetto Rapido in senso antiorario. Inoltre la protezione in gomma protegge il rubinetto da urti o colpi accidentali dovuti a cadute ecc... ma soprattutto l'apposito rivestimento in gomma morbida impedisce eventuali danni a superfici in caso di contatto accidentale.

Once the coupling has been inserted in the Coupling Socket, turn the external ring nut clockwise. In this way, the coupling cannot be accidentally released.
To release the coupling, simply turn the external ring nut of the Coupling Socket anticlockwise again.
In addition, the rubber cover sleeve protects the socket from accidental shocks or hits due to falls, etc., moreover, the special soft rubber coating prevents any damage to surfaces in case of accidental contact.

A450 — Rubinetto Rapido Automatico filetto MASCHIO con BLOCCO DI SICUREZZA e PROTEZIONE IN GOMMA
Auto Coupling Socket, MALE Thread with LOCKING DEVICE AND RUBBER COVERED SLEEVE

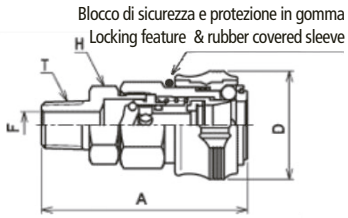

ART.	Filetto (T)	A	D	F	H	Peso (g)	Conf.	€/pz
A450/1	R 1/4	56	30	7,5	19	97	5 pz	-
A450/2	R 3/8	57	30	8	19	107	5 pz	-
A450/3	R 1/2	57,5	30	13	21	112	5 pz	-

A451 — Rubinetto Rapido Automatico filetto FEMMINA con BLOCCO DI SICUREZZA e PROTEZIONE IN GOMMA
Auto Coupling Socket, FEMALE Thread with LOCKING DEVICE AND RUBBER COVERED SLEEVE



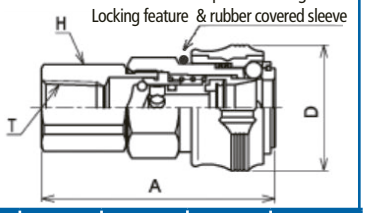

ART.	Filetto (T)	A	D	H	Peso (g)	Conf.	€/pz
A451/1	Rc 1/4	52	30	19	102	5 pz	-
A451/2	Rc 3/8	56,5	30	21	114	5 pz	-
A451/3	Rc 1/2	57	30	26	133	5 pz	-

A452 — Rubinetto Rapido Automatico CON RESCA con BLOCCO DI SICUREZZA e PROTEZIONE IN GOMMA
Auto Coupling Socket, HOSE BARB CONNECTION with LOCKING DEVICE AND RUBBER COVERED SLEEVE

ART.	Diam.Resca (C)	A	D	F	H	Peso (g)	Conf.	€/pz
A452/1	9	73	30	5	19	99	5 pz	-
A452/2	11,3	77	30	7,5	21	103	5 pz	-
A452/3	15	77	30	9	26	115	5 pz	-

CON BOTTONE DI SICUREZZA PER SCARICO DELL'ARIA PRIMA DELLO SGANCIO
WITH SAFETY DEVICE FOR AIR DRAIN

A455 — Rubinetto Rapido Automatico filetto MASCHIO con BOTTONE DI SICUREZZA
Auto Coupling Socket, MALE Thread with SAFETY DEVICE

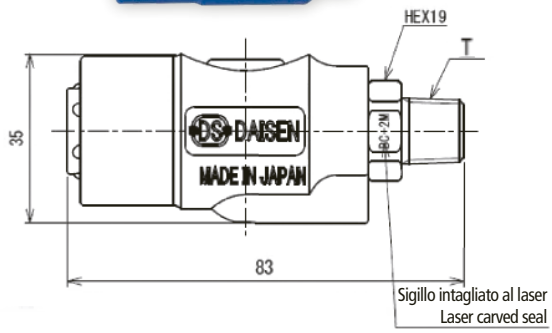

ART.	Filetto (T)	Conf.	€/pz
A455/1	R 1/4	1 pz	-

A456 — Rubinetto Rapido Automatico filetto FEMMINA con BOTTONE DI SICUREZZA
Auto Coupling Socket, FEMALE Thread with SAFETY DEVICE

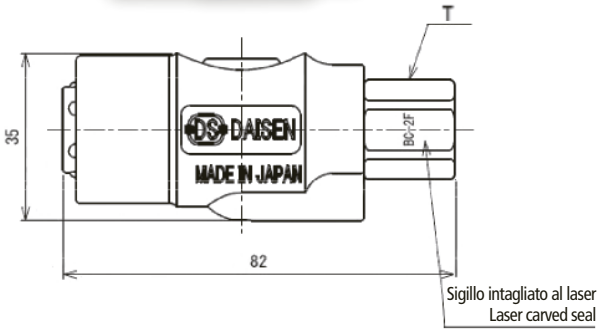

ART.	Filetto (T)	Conf.	€/pz
A456/1	Rc 1/4	1 pz	-

CON BLOCCO DI SICUREZZA
WITH ADDED LOCKING FEATURE

Una volta inserito l'Innesto nel Rubinetto Rapido ruotare la ghiera esterna in senso orario. In questo modo l'Innesto non potrà essere sganciato in modo accidentale.
Per rilasciare l'Innesto basterà ruotare nuovamente la ghiera esterna del Rubinetto Rapido in senso antiorario.

Once the coupling has been inserted in the Coupling Socket, turn the external ring nut clockwise. In this way, the coupling cannot be accidentally released.
To release the coupling, simply turn the external ring nut of the Coupling Socket anticlockwise again.

A470 — Rubinetto Rapido Semiautomatico GIGANTE filetto MASCHIO E BLOCCO DI SICUREZZA
Coupling GIANT Socket, MALE Thread with LOCKING FEATURE

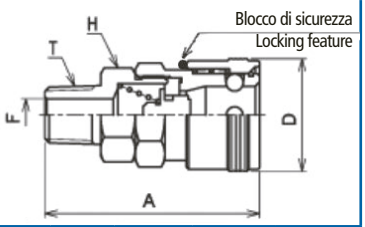

ART.	Filetto (T)	A	D	F	H	Peso (g)	Conf.	€/pz
A470/1	R 1/2	63	36	14	29	209	1	-
A470/2	R 3/4	67	36	16	29	234	1	-
A470/3	R 1	72	36	16	36	335	1	-

A471 — Rubinetto Rapido Semiautomatico GIGANTE filetto FEMMINA E BLOCCO DI SICUREZZA
Coupling GIANT Socket, FEMALE Thread with LOCKING FEATURE

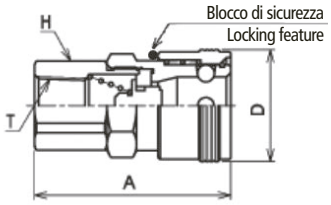

ART.	Filetto (T)	A	D	H	Peso (g)	Conf.	€/pz
A471/1	Rc 1/2	57	36	29	217	1	-
A471/2	Rc 3/4	61	36	32	231	1	-
A471/3	Rc 1	68	36	41	323	1	-

A472 — Rubinetto Rapido Semiautomatico GIGANTE CON RESCA E BLOCCO DI SICUREZZA
Coupling GIANT Socket, HOSE BARB CONNECTION with LOCKING FEATURE

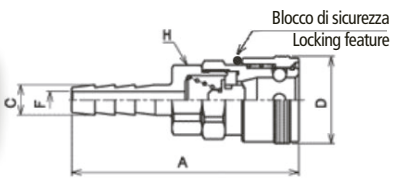

ART.	Diam.Resca (C)	A	D	F	H	Peso (g)	Conf.	€/pz
A472/1	15	83	36	9	29	219	1	-
A472/2	21	92	36	14	29	244	1	-
A472/3	27	102	36	16	29	324	1	-

A475 — Innesto Rapido GIGANTE con Filetto MASCHIO
GIANT Coupling Plug, MALE Thread

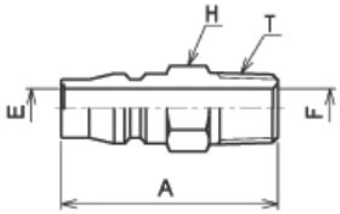

ART.	Filetto (T)	A	E	F	H	Peso (g)	Conf.	€/pz
A475/1	R 1/2	50	13	13	22	68	1	-
A475/2	R 3/4	55	13	19	29	103	1	-
A475/3	R 1	63	13	22	36	199	1	-

A476 — Innesto Rapido GIGANTE con Filetto FEMMINA
GIANT Coupling Plug, FEMALE Thread

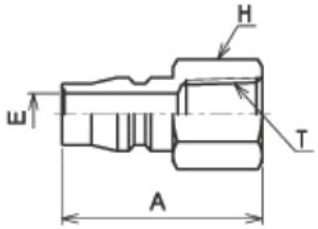

ART.	Filetto (T)	A	E	H	Peso (g)	Conf.	€/pz
A476/1	Rc 1/2	41	13	27	68	1	-
A476/2	Rc 3/4	45	13	32	97	1	-
A476/3	Rc 1	54	13	41	199	1	-

A477 — Innesto Rapido GIGANTE con RESCA
GIANT Coupling Plug, HOSE BARB CONNECTION

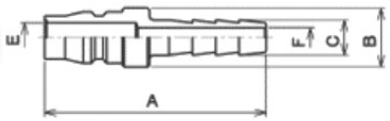

ART.	Diam.Resca (C)	A	B	E	F	Peso (g)	Conf.	€/pz
A477/1	15	66	22	13	9	64	1	-
A477/2	21	77	25	13	13	106	1	-
A477/3	27	84	32	13	20	149	1	-

Giunti rapidi professionali Serie 530 JWL
Professional quick couplings Series 530 JWL

info

Compatibile con giunti CEJN 320, Rectus 25 & 26 etc... • Connectable with couplings CEJN 320, Rectus 25 & 26 etc...
Pressione massima d'esercizio 35 bar • Max. working pressure 35 bar






Art.	Tipo/ Type	€
530002	1 / 4" femmina / female	-
530004	3 / 8" femmina / female	-
530005	1 / 2" femmina / female	-
530012	1 / 4" maschio / male	-
530014	3 / 8" maschio / male	-
530015	1 / 2" maschio / male	-
530022	resca da 6 mm / 6-mm hose tail fitting	-
530023	resca da 8 mm / 8-mm hose tail fitting	-
530024	resca da 10 mm / 10-mm hose tail fitting	-
530025	resca da 12 mm / 12-mm hose tail fitting	-
530052	con portagomma 8x5 / with sleeve 8x5	-
530053	con portagomma 10x6,5 / with sleeve 10x6.5	-
530055	con portagomma 12x8 / with sleeve 12x8	-

Giunti rapidi professionali Serie 520 JWL
Professional quick couplings Series 520 JWL

info

Compatibile con giunti CEJN 320, Rectus 25 & 26 etc... • Connectable with couplings CEJN 320, Rectus 25 & 26 etc...
Pressione massima d'esercizio 35 bar • Max. working pressure 35 bar




Art.	Tipo / Type	€
520002	1 / 4" femmina / female	-
520004	3 / 8" femmina / female	-
520005	1 / 2" femmina / female	-
520012	1 / 4" maschio / male	-
520014	3 / 8" maschio / male	-
520015	1 / 2" maschio / male	-
520022	resca da 6 mm / 6-mm hose tail fitting	-
520023	resca da 8 mm / 8-mm hose tail fitting	-
520024	resca da 10 mm / 10-mm hose tail fitting	-
520025	resca da 12 mm / 12-mm hose tail fitting	-

Innesti rapidi professionali per Serie 520/530/570 in acciaio temprato
Professional quick release couplings for Series 520/530/570 in hardened steel






Art.	Tipo / Type	€
520300	1 / 8" femmina / female	-
520302	1 / 4" femmina / female	-
520304	3 / 8" femmina / female	-
520305	1 / 2" femmina / female	-
520310	1 / 8" maschio / male	-
520312	1 / 4" maschio / male	-
520314	3 / 8" maschio / male	-
520315	1 / 2" maschio / male	-
520322	resca da 6 mm / 6-mm hose tail fitting	-
520323	resca da 8 mm / 8-mm hose tail fitting	-
520324	resca da 10 mm / 10-mm hose tail fitting	-
520325	resca da 12 mm / 12-mm hose tail fitting	-
520352	con portagomma 8x5 / with sleeve 8x5	-
520354	con portagomma 10x6,5 / with sleeve 10x6.5	-
520355	con portagomma 12x8 / with sleeve 12x8	-

Giunti rapidi professionali **Serie 540 JWL • ACCIAIO INOSSIDABILE 316** resistente agli acidi
Professional quick couplings **Series 540 JWL • Acid proof Stainless Steel AISI 316**

info

Compatibile con giunti CEJN 320, Rectus 25 & 26 etc... • Connectable with couplings CEJN 320, Rectus 25 & 26 etc...
Pressione massima d'esercizio 35 bar • Max. working pressure 35 bar





Art.	Tipo / Type	€
540002	1 / 4" femmina / female	-
540004	3 / 8" femmina / female	-
540005	1 / 2" femmina / female	-
540012	1 / 4" maschio / male	-
540014	3 / 8" maschio / male	-
540015	1 / 2" maschio / male	-
540022	resca da 6 mm / 6-mm hose tail fitting	-
540023	resca da 8 mm / 8-mm hose tail fitting	-
540024	resca da 10 mm / 10-mm hose tail fitting	-
540025	resca da 12 mm / 12-mm hose tail fitting	-

Giunti rapidi professionali **Serie 550 JWL • ACCIAIO INOSSIDABILE 316 & POM** resistente agli acidi
Professional quick couplings **Series 550 JWL • Acid proof Stainless Steel AISI 316 & POM**

info

Compatibile con giunti CEJN 320, Rectus 25 & 26 etc... • Connectable with couplings CEJN 320, Rectus 25 & 26 etc...
Pressione massima d'esercizio 35 bar • Max. working pressure 35 bar



Art.	Tipo / Type	€
550002	1 / 4" femmina / female	-
550004	3 / 8" femmina / female	-
550005	1 / 2" femmina / female	-
550012	1 / 4" maschio / male	-
550014	3 / 8" maschio / male	-
550015	1 / 2" maschio / male	-
550022	resca da 6 mm / 6-mm hose tail fitting	-
550023	resca da 8 mm / 8-mm hose tail fitting	-
550024	resca da 10 mm / 10-mm hose tail fitting	-
550025	resca da 12 mm / 12-mm hose tail fitting	-

Innesti rapidi professionali per **Serie 540/550 • ACCIAIO INOSSIDABILE 316** resistente agli acidi
Professional quick release couplings for **Series 540/550 • Acid proof Stainless Steel AISI 316**




Art.	Tipo / Type	€
540302	1 / 4" femmina / female	-
540304	3 / 8" femmina / female	-
540305	1 / 2" femmina / female	-
540310	1 / 8" maschio / male	-
540312	1 / 4" maschio / male	-
540314	3 / 8" maschio / male	-
540315	1 / 2" maschio / male	-
540322	resca da 6 mm / 6-mm hose tail fitting	-
540323	resca da 8 mm / 8-mm hose tail fitting	-
540324	resca da 10 mm / 10-mm hose tail fitting	-
540325	resca da 12 mm / 12-mm hose tail fitting	-

Giunti rapidi professionali con sicurezza Serie 570 JWL
Professional quick couplings Series 570 JWL with safety device

info

Compatibile con giunti CEJN 320, Rectus 25 & 26 etc... (Per gli innesti corrispondenti vedi cap. 18 - pagg. 46-47 del presente catalogo)
• Connectable with couplings CEJN 320, Rectus 25 & 26 etc... (For correspondant couplings please see chapters 18 - pg. 46-47 in this catalogue)
Pressione massima d'esercizio 16 bar • Max. working pressure 16 bar

Art.	Tipo / Type	€
570002	1 / 4" femmina / female	-
570004	3 / 8" femmina / female	-
570005	1 / 2" femmina / female	-
570012	1 / 4" maschio / male	-
570014	3 / 8" maschio / male	-
570015	1 / 2" maschio / male	-
570022	resca da 6 mm / 6-mm hose tail fitting	-
570023	resca da 8 mm / 8-mm hose tail fitting	-
570024	resca da 10 mm / 10-mm hose tail fitting	-
570025	resca da 12 mm / 12-mm hose tail fitting	-

Fasi di montaggio:
Assembly steps:

Tirare verso se stessi l'anello di chiusura nero fino al primo scatto (funzione di sicurezza).
Pull towards yourself the black safety ring until the first click (safety function).

Spingere l'anello di chiusura nel senso opposto a quanto indicato nel punto 1.
Push the closing ring in the opposite direction as regards what indicated under point 1.

Separare il giunto rapido dall'innesto rapido.
Separate the quick coupling from the quick coupler.

Giunto rapido professionale Extra-Large
Extra-Large professional quick coupling

info

Robusto, resistente nel tempo, grazie alla nuova Valvola assicura una facile connessione e disconnessione anche ad elevate pressioni. Fornisce 3750 litri di aria al minuto a 8 bar con una caduta di pressione di 0,5 bar. Compatibile con CEJN 410, RECTUS 27, PCL 81 etc.....

Strong and hardwearing, it ensures an easy connection and disconnection operations thanks to the new valve system, even under high pressure. It provides 3.750 air liters per minute at 8 bar, with 0.5 bar pressure drop. Connectable with couplings CEJN 410, RECTUS 27, PCL 81 etc.....



Art.	Tipo / Type	€
	Giunto / Coupling	
600002	1 / 4" femmina / female	-
600004	3 / 8" femmina / female	-
600005	1 / 2" femmina / female	-
600007	3 / 4" femmina / female	-
600012	1 / 4" maschio / male	-
600014	3 / 8" maschio / male	-
600015	1 / 2" maschio / male	-
600017	3 / 4" maschio / male	-
	Innesto / Plug	
600302	1 / 4" femmina / female	-
600304	3 / 8" femmina / female	-
600305	1 / 2" femmina / female	-
600307	3 / 4" femmina / female	-
600312	1 / 4" maschio / male	-
600314	3 / 8" maschio / male	-
600315	1 / 2" maschio / male	-
600317	3 / 4" maschio / male	-

DATI - FEATURES:

Pressione di utilizzo / Working pressure	16 bar
Pressione di scoppio / Burst pressure	150 bar
Temperatura massima / Max. temperature	80° C
Diametro foro / Flow diameter	10,4 mm

RACCORDI IN PLASTICA • PLASTIC FITTINGS

ISTRUZIONI DI MONTAGGIO • ASSEMBLING INSTRUCTIONS

ø 12 - 15 - 18 - 22 mm

Tagliare il tubo perpendicolarmente.
È necessario che la superficie esterna del tubo sia esente da rigature e che bave o spigoli vivi siano rimossi prima di inserire il tubo nel raccordo, per evitare di danneggiare l'O-ring.
Cut pipe square.
Cut the pipe square ensuring it is free of score marks. For Speedfit plastic pipe we recommend use of one of the pipe cutters. Do not use a hacksaw. To avoid damage to the O-ring, make sure burrs and sharp edges are removed.

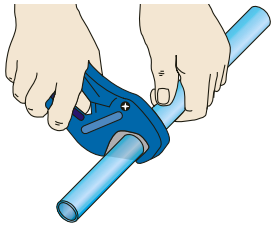

Spingere il tubo fino al fine corsa.
La pinzetta è dotata di dentini in acciaio inox che trattengono fermamente il tubo, mentre l'O-Ring garantisce la tenuta permanente.
Push up to pipe stop.
Push the pipe into the fitting, to the pipe stop. The collet (gripper) has stainless steel teeth which hold the pipe firmly in position whilst the O-ring provides a permanent leak proof seal.

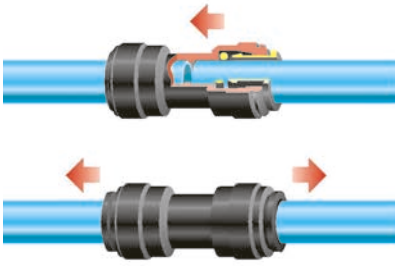

Tirare il tubo per controllare.
Tirare il tubo per verificare che sia ben inserito. È buona norma collaudare l'impianto prima dell'uso.
Pull to check secure.
Pull on the pipe to check it is secure. It is good practice to test the system prior to leaving site and/or before use.



Scollegamento del raccordo • Disconnecting

Spingere la pinzetta e sfilare il tubo
Spingere la pinzetta verso il raccordo, trattenendola in questa posizione:
il tubo può essere sfilato. Il raccordo può essere riutilizzato.
Assicurarsi che l'impianto sia depressurizzato prima di sfilare il tubo.
Push in collet and remove pipe.
To disconnect ensure the system is depressurised before removing fitting. Push in collet squarely against face of fitting. With the collet held in this position, the pipe can be removed. The fitting can then be re-used.

ø 28 mm

Come per le altre misure, anche in questo caso il tubo deve essere adeguatamente preparato ed inserito nel raccordo (fino in fondo), ruotando il corpo a vite di circa 1/4 di giro (si sentono 2 scatti) si blocca la pinzetta in posizione e si ottiene un'ulteriore compressione dell'O-ring sul tubo. Si noterà che bloccando la pinzetta in posizione si riduce il movimento laterale e obliquo del tubo.
As with other sizes, the pipe should be properly prepared and inserted fully into the fitting (to the end of the internal tube stop). By turning the screw cap by approximately a 1/4 turn (2 clicks can be heard) the collet is locked in place and further compression of the O-ring on the pipe is achieved. It will be noticed that by locking the collet in place there is reduced lateral and sideways movement of the pipe.



Scollegamento del raccordo • Disconnecting

Per liberare il tubo dalla sua posizione, ruotare il corpo a vite in senso antiorario di circa 1/4 di giro. Quindi scollegare come un normale raccordo spingendo la pinzetta ed estraendo il tubo.
To release the pipe from the locked position, turn the screw cap anti-clockwise approximately 1/4 turn. Now it can be released like a normal Speedfit connection by pushing in the collet and pulling the pipe out.

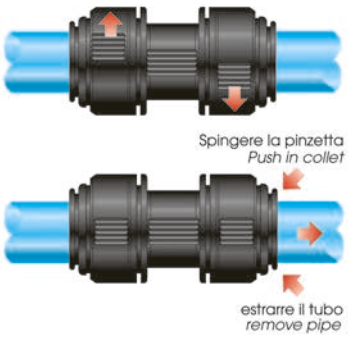

SCHEDA TECNICA • TECHNICAL FEATURE

Barre in alluminio anodizzato anticorodal • Anodized anticorodal aluminium bars

- **PRESSIONE - PRESSURE**
  Pressione esercizio **max. 10 bar** se si montano i raccordi automatici in plastica.
  Pressione esercizio **max. 12 bar** se si montano i raccordi automatici in ottone.
  Working pressure at **max. 10 bar** if the plastic automatic joints are fitted.
  Working pressure at **max. 12 bar** if the brass automatic joints are fitted.

- Con i raccordi automatici, fare una piccola scanalatura con il tagliatubo distante dall'estremità del tubo:
  For automatic joints, make a slight groove by the cutting pliers at following distance from pipe end:

Per RACCORDI in PLASTICA - For PLASTIC JOINTS:

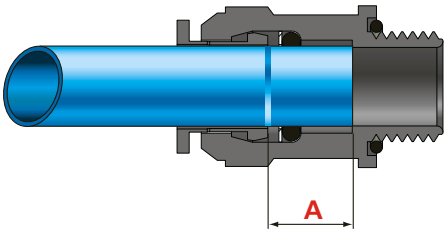

Tubo alluminio / Aluminium pipe		dal margine / from pipe end
ø 15 mm >	a / at 14 mm	
ø 18 mm >	a / at 16 mm	
ø 22 mm >	a / at 17 mm	
ø 28* mm >	a / at 19 mm	

Per RACCORDI in OTTONE - For BRASS JOINTS:

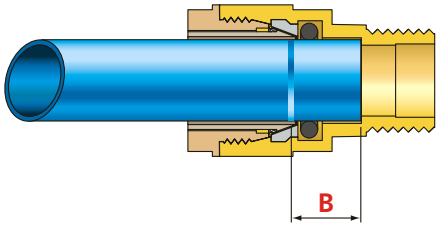

Tubo alluminio / Aluminium pipe		dal margine / from pipe end
ø 15 mm >	a / at 13 mm	
ø 18 mm >	a / at 15 mm	
ø 22 mm >	a / at 16 mm	
ø 28 mm >	a / at 19 mm	

***) Inoltre per il ø 28 mm, ruotare la ghiera esterna in senso orario per bloccare la pinza (solo per i raccordi in plastica).**
Besides, for ø 28 mm, turn the outside nut clockwise to lock the pliers (only for plastic joints).

- **SICUREZZA - SAFETY**
  A fine linea bloccare con supporto a L con tassello ø 10 mm.
  At the line end it is advisable to secure by means of an "L"-shaped support and a dowel (ø 10 mm).

- **TUBO** in lega di alluminio con trattamento di elettrocolorazione azzurro proprio degli impianti di aria.
  La finitura interna del tubo genera modestissime perdite di carico, perciò a parità di diametro offre prestazioni nettamente superiori rispetto alle tradizionali tubazioni in ferro.
  Aluminium-alloy **PIPE** treated with blue electrocolouring typical of air systems.
  The internal pipe finishing causes very few losses of load, thus with the same diameter it offers clearly better performances than the traditional iron pipes.

	DIAMETRO TUBO (Est. x Int.) TUBE DIAMETER (ext. x int.)			
	15x13	18x16	22x19	28x25
Portata aria a 7 bar Air flow at 7 bar **Lt/min**	920	1.400	2.200	3.400
Portata aria a 10 bar Air flow at 10 bar **Lt/min**	1.300	2.000	3.100	4.900
Pressione scoppio Bursting pressure **bar**	50	50	50	50

SCHEDA TECNICA • TECHNICAL FEATURE

Tubo PA12 autoestinguente GRILAMID® • GRILAMID® PA12 self-extinguish hose

- **PRESSIONE - PRESSURE**
  Pressione esercizio **max. 10 bar** se si montano i raccordi automatici in plastica.
  Pressione esercizio **max. 12 bar** se si montano i raccordi automatici in ottone.
  Working pressure at **max. 10 bar** if the plastic automatic joints are fitted.
  Working pressure at **max. 12 bar** if the brass automatic joints are fitted.

- **AUTOESTINGUENTE - SELF-EXTINGUISHING**
  La caratteristica di questo tubo è che non alimenta la fiamma, quindi è autoestinguente.
  The characteristic of this pipe is that it does not feed the flame, thus it is self-extinguishing.

- **SICUREZZA - SAFETY**
  A fine linea bloccare con supporto a L con tassello ø 10 mm.
  At the line end it is advisable to secure by means of an "L"-shaped support and a dowel (ø 10 mm).

- **TUBO** senza alogeni - inodore - colore azzurro.
  HOSE without halogens - odourless - light blue colour.

- Il **PA12** può essere impiegato a temperature da -30° a +70°C.
  The **PA12** may be used in a temperature range from -30° to +70°C.

	DIAMETRO TUBO (Est. x Int.) TUBE DIAMETER (ext. x int.)				
	12x10	15x12	18x15	22x18	28x24
Portata aria a 7 bar Air flow at 7 bar **Lt/min**	550	790	1.200	1.750	3.160
Portata aria a 10 bar Air flow at 10 bar **Lt/min**	750	1.100	1.700	2.500	4.500
Pressione scoppio Bursting pressure **bar**	40	49	40	44	34

- La Tabella a fianco indica le pressioni di esercizio in % in funzione della temperatura.
  The Table beside indicates the service pressures in percent based on the temperature value.

°C	23°	30°	40°	50°	70°	80°
%	100%	83%	72%	64%	52%	47%

Diametro tubi • Pipe Diameter

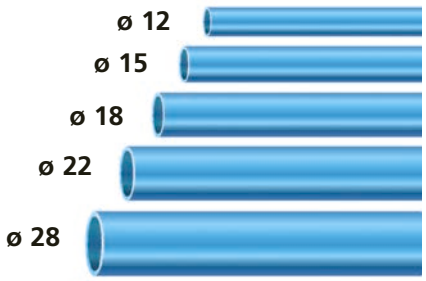

Da evitare... • To avoid...

NON usare un seghetto per metalli.
DO NOT use a hacksaw.

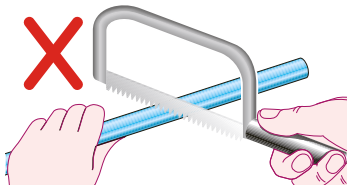

Attenzione! NON infilare le dita nel raccordo, perché i dentini in acciaio inox inseriti nella pinzetta potrebbero ferire.
WARNING! DO NOT insert your finger into the fitting, because the stainless steel teeth may hurt yourself!

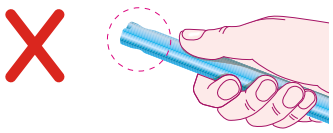

19.1 Tubi
Hoses - Pipes

J050 Tubo in PA12 autoestinguente (in rotoli)
Self-extinguishing PA12 hose (in rolls)



Art.	Misura Size	Metri Metres	€/mt
J050/1	12x10	100	-
J050/2	15x12	50	-
J050/3	18x15	50	-
J050/4	22x18	50	-
J050/5	28x24	50	-

DATI TECNICI
Resistente raggi UV-A, non trasmette vibrazioni, è altamente resistente alla corrosione, possiede elevate prestazioni fluidodinamiche e presenta elevata sicurezza di uso.
Temperatura di esercizio: -20 ÷ +70 °C
Pressione: 0-15 bar fino a tubo 22x18
Pressione: 0-12 bar per tubo 28x24
NON INTERRARE
Si consiglia l'uso di un filtro disoleatore (vedi pag. 57).
Nel caso vi siano differenze di temperatura, bisogna prevedere l'arco di dilatazione, per bilanciare dilatazioni di lunghezza.

TECHNICAL FEATURES
UVA resistant, vibration resistant and highly corrosion resistant. It features an optimum dynamic flow performance and is very safe to use.
Temperature range: -20 ÷ +70 °C
Pressure: 0-15 bar up to 22x18 hose
Pressure: 0-12 bar for 28x24 hoses
DO NOT LAY UNDERGROUND
We recommend the use of an oil separator filter (see page 57).
In case of temperature range, the "expansion curve" must be considered in order to avoid linear expansion.

J055 Tubo in PA12 autoestinguente (in barre)
Self-extinguishing PA12 hose (in bars)

Art.	Misura Size	Metri Metres	€*
J055/1	12x10	2	-
J055/2	15x12	2	-
J055/3	18x15	2	-
J055/4	22x18	2	-
J055/5	28x24	2	-

* Prezzo a barra di 2 mt. - Price per 2m-bar

DATI TECNICI
Resistente raggi UV-A, non trasmette vibrazioni, è altamente resistente alla corrosione, possiede elevate prestazioni fluidodinamiche e presenta elevata sicurezza di uso.
Temperatura di esercizio: -20 ÷ +70 °C
Pressione: 0-15 bar fino a tubo 22x18
Pressione: 0-12 bar per tubo 28x24
NON INTERRARE
Si consiglia l'uso di un filtro disoleatore (vedi pag. 57).
Nel caso vi siano differenze di temperatura, bisogna prevedere l'arco di dilatazione, per bilanciare dilatazioni di lunghezza.

TECHNICAL FEATURES
UVA resistant, vibration resistant and highly corrosion resistant. It features an optimum dynamic flow performance and is very safe to use.
Temperature range: -20 ÷ +70 °C
Pressure: 0-15 bar up to 22x18 hose
Pressure: 0-12 bar for 28x24 hose
DO NOT LAY UNDERGROUND
We recommend the use of an oil separator filter (see page 57).
In case of temperature range, the "expansion curve" must be considered in order to avoid linear expansion.

J060 Tubo in Alluminio rigido calibrato (in barre)
Calibrated aluminium pipe (in bars)

Art.	Misura Size	Metri Metres	€*
J060/1	15x13	3	-
J060/2	18x16	3	-
J060/3	22x19	3	-
J060/4	28x25	3	-

* Prezzo a barra di 3 mt. - Price per 3m-bar

DATI TECNICI
Fluidi utilizzabili: aria compressa
Nessuna dilatazione alla pressione
Materiale: Lega di alluminio
Pressione: 0 ÷ +15 bar
Temperatura di esercizio: -20 ÷ +70 °C
Dilatazione alla temperatura: < 0.2 mm 10 mt ΔT =1°C

Si consiglia l'uso di un filtro disoleatore (vedi pag. 57).

TECHNICAL FEATURES
Suitable fluids: compressed air
No pressure expansion
Material: Aluminium alloy
Pressure: 0 ÷ +15 bar
Temperature range: -20 ÷ +70 °C
Thermal expansion: < 0.2 mm 10 mt ΔT =1°C

We recommend the use of an oil separator filter (see page 57).

19.2 Raccordi automatici in plastica
Plastic automatic fittings

Pressione d'esercizio: max 10 bar
Working pressure: max 10 bar

info

Corpo e colletto in resina acetalica. Pinza di tenuta in acciaio inox 304.
Questi raccordi possono essere usati nel settore alimentare. Sono conformi alle normative US FDA, ANSI/NSF-51,61 e SK.

Body and collet in acetal polymer. Lock claw in stainless steel AISI 304.
These products can be used for food and beverage market.
The material meets the FDA requirements of the US, ANSI/NSF-51,61 and SK.

J100 Raccordo automatico diritto
Automatic straight union

tutto in plastica • all plastic →

Art.	Ø tubo tubing Ø	filetto BSP BSP thread	€
J100/1	12	3/8"	-
J100/2	12	1/2"	-
J100/3	15	1/2"	-
J100/5	18	1/2"	-
J100/6	22	3/4"	-
J100/8	28	1"	-

Con O-Ring alla base del filetto
With O-ring at thread start

J110 Raccordo automatico intermedio diritto
Automatic intermediate straight union

Art.	Ø tubo tubing Ø	€
J110/1	12	-
J110/2	15	-
J110/3	18	-
J110/4	22	-
J110/5	28	-

J120 Codolo con filetto **maschio**
Fitting tube with **male** thread

Art.	Ø codolo fit. tube Ø	fil. BSP cil. BSP cyl. thread	€
J120/1	12	3/8"	-
J120/2	12	1/2"	-
J120/3	15	3/8"	-
J120/4	15	1/2"	-
J120/5	18	1/2"	-
J120/6	22	1/2"	-
J120/7	22	3/4"	-

Con O-Ring alla base del filetto
With O-ring at thread start

J130 Codolo per riduzione
Adapter fitting tube

Art.	Ø codolo fit. tube Ø	Ø tubo tubing Ø	€
J130/2	15	12	-
J130/3	18	15	-
J130/4	22	15	-
J130/5	22	18	-
J130/7	28	22	-

J135 Codolo ad "L"
"L" fitting tube

Art.	Ø tubo tubing Ø	Ø codolo fit. tube Ø	€
J135/1	12	12	-
J135/2	15	15	-
J135/4	22	22	-

J140 Raccordo automatico ad "L"
Automatic "L" union

Art.	Ø tubo tubing Ø	€
J140/1	12	-
J140/2	15	-
J140/3	18	-
J140/4	22	-
J140/5	28	-

J160 Raccordo automatico intermedio a "T"
Automatic intermediate "T" union

Art.	Ø tubo tubing Ø	€
J160/1	12	-
J160/2	15	-
J160/3	18	-
J160/4	22	-
J160/5	28	-

J170 Raccordo automatico riduzione a "T"
Automatic adapter "T" union

Art.	tubi laterali side tubes Ø	tubo centrale central tube Ø	€
J170/1	18	15	-
J170/2	22	15	-

19.3 Raccordi automatici in ottone
Brass automatic fittings

Pressione d'esercizio: max 12 bar
Working pressure: max 12 bar

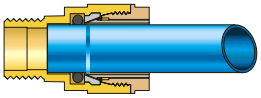

Negli impianti con i raccordi automatici in ottone ed i tubi in alluminio, è obbligatorio fare una piccola scanalatura con il tagliatubo ad una certa distanza dall'estremità del tubo stesso (vd. scheda tecnica a pag. 50).

In systems with brass automatic joints and aluminium hose, it is compulsory to make a slight groove by the cutting pliers at an adequate distance from pipe end (see technical sheet on page 50).

J105 Raccordo diritto **maschio**
Male straight joint

Art.	Ø tubo tubing Ø	filetto BSP BSP thread	€
J105/1	12	3/8"	-
J105/2	12	1/2"	-
J105/3	15	1/2"	-
J105/4	18	1/2"	-
J105/5	18	3/4"	-
J105/6	22	3/4"	-
J105/7	28	1"	-

J115 Raccordo intermedio diritto
Intermediate straight union

Art.	Ø tubo tubing Ø	€
J115/1	Ø 12	-
J115/2	Ø 15	-
J115/3	Ø 18	-
J115/4	Ø 22	-
J115/5	Ø 28	-

J125 Raccordo diritto **femmina**
Female straight joint

Art.	Ø tubo tubing Ø	filetto BSP BSP thread	€
J125/1	12	3/8"	-
J125/2	12	1/2"	-
J125/3	15	1/2"	-
J125/4	18	1/2"	-
J125/5	18	3/4"	-
J125/6	22	3/4"	-
J125/7	28	1"	-

J137 Raccordo terminale - **utilizzabile come tappo**
End joint - **suitable as plug**

Art.	Ø tubo tubing Ø	€
J137/1	Ø 12	-
J137/2	Ø 15	-
J137/3	Ø 18	-
J137/4	Ø 22	-

J145 Raccordo a "T" intermedio
Intermediate "T" joint



Art.	Ø tubo tubing Ø	€
J145/1	Ø 12	-
J145/2	Ø 15	-
J145/3	Ø 18	-
J145/4	Ø 22	-
J145/5	Ø 28	-

J155 Raccordo a "T" **femmina**
Female "T" joint



Art.	Ø tubo tubing Ø	filetto BSP BSP thread	€
J155/3	15	1/2"	-
J155/4	18	1/2"	-
J155/5	18	3/4"	-
J155/6	22	3/4"	-
J155/7	28	1"	-

J165 Raccordo a "L" **maschio**
Male "L" joint

Art.	Ø tubo / tubing Ø	filetto BSP BSP thread	€
J165/1	12	3/8"	-
J165/2	12	1/2"	-
J165/3	15	1/2"	-
J165/4	18	1/2"	-
J165/5	18	3/4"	-
J165/6	22	3/4"	-
J165/7	28	1"	-

J175 Raccordo a "L" **femmina**
Female "L" joint

Art.	Ø tubo tubing Ø	filetto BSP BSP thread	€
J175/1	12	3/8"	-
J175/2	12	1/2"	-
J175/3	15	1/2"	-
J175/4	18	1/2"	-
J175/5	18	3/4"	-
J175/6	22	3/4"	-
J175/7	28	1"	-

J185 Raccordo a "L" intermedio
Intermediate "L" joint

Art.	Ø tubo tubing Ø	€
J185/1	12	-
J185/2	15	-
J185/3	18	-
J185/4	22	-
J185/5	28	-

J188 Anello sgancio
Disconnecting clip

Art.	Ø tubo tubing Ø	€
J188/1	12	-
J188/2	15	-
J188/3	18	-
J188/4	22	-
J188/5	28	-

19.4 Accessori per linea impianti per aria compressa
System line for compressed air accessories

J200 Tappo
Plug

Art.	Ø tubo tubing Ø	Colore Colour	€
J200/1	12	rosso/red	-
J200/2	15	nero/black	-
J200/3	18	nero/black	-
J200/4	22	nero/black	-
J200/5	28	nero/black	-

J210 Copricolletto di sicurezza
Collar protector

Art.	Ø tubo tubing Ø	Colore Colour	€
J210/1	12	nero/black	-
J210/2	15	nero/black	-
J210/3	18	nero/black	-
J210/4	22	nero/black	-

J240 Staffe fermatubo
Chip pipe

Art.	Ø tubo tubing Ø	€
J240/1	Ø 15	-
J240/1A	Ø 18	-
J240/2	Ø 22	-
J240/3	Ø 28	-

J250 Distanziatori
Spacers

Art.	€
J250/1	-

Si montano sotto le staffe fermatubi **J240** per distanziarle ulteriormente dal muro.

To mount under the clip pipe **J240** to increase wall spacing.

J255 Supporto sicurezza a "L"
"L" safety support

Art.	Misura Size	€
J255/1	Ø 28	-

J260 Tagliatubo per alluminio
Aluminium hose cutter

Art.	Ø tubo tubing Ø	€
J260/1	6 ÷ 32	-

J270 Sbavatore
Anti-dribble

Art.	Utilizzo Use	€
J270/1	per interno ed esterno used inside and outside	-

A307 Valvola a sfera M-F leva a farfalla
T handle ball valve, M-F



Art.	Utilizzo Use	€
A307/4	1/2"	-
A307/5	3/4"	-
A307/6	1"	-

19.5 Componenti per impianti pneumatici
Pneumatic installation components

J300 Distributore anodizzato e nylon
Distribution

1 frontale da **1/2"**, entrata e uscita da 1/2" **(anodizzato)**
1 frontale da **1/2"**, entrata e uscita da 1/2" **(nylon)**

1 **1/2"** front and **1/2"** inlet and outlet **(anodized)**
1 **1/2"** front and **1/2"** inlet and outlet **(nylon)**



Art.	Materiale Material	€
J300/1	anodizzato anodized	-
J300/2	nylon	-

J320 Distributore anodizzato e nylon
Distribution

3 frontali da **1/2"**, entrata e uscita da 1/2" **(anodizzato)**
3 frontali da **1/2"**, entrata e uscita da 1/2" **(nylon)**

3 **1/2"** fronts and **1/2"** inlet and outlet **(anodized)**
3 **1/2"** fronts and **1/2"** inlet and outlet **(nylon)**



Art.	Materiale Material	€
J320/1	anodizzato anodized	-
J320/2	nylon	-

J310 Distributore anodizzato e nylon
Distribution

J310/1 - 2 frontali da **1/2"**, entrata e uscita da 1/2" **(anodizzato)**
J310/2 - 2 frontali da **1/2"**, entrata e uscita da 1/2" **(nylon)**
J310/3 - 2 frontali da **1/2"**, entrata e uscita da 1" **(anodizzato)**

J310/1 - 2 **1/2"** fronts and 1/2" inlet and outlet **(anodized)**
J310/2 - 2 **1/2"** fronts and 1/2" inlet and outlet **(nylon)**
J310/3 - 2 **1/2"** fronts and 1" inlet and outlet **(anodized)**



Art.	Materiale Material	€
J310/1	anodizzato anodized	-
J310/2	nylon	-
J310/3	anodizzato anodized	-

J330 Distributore anodizzato e nylon per gruppo FR+L
Distribution for FR+L

J330/1 - 2 frontali da **1/2"**, entrata laterale e uscite da 1/2" **(anodizzato)**
J330/2 - 2 frontali da **1/2"**, entrata laterale e uscite da 1/2" **(nylon)**

J330/1 - 2 **1/2"** fronts and **1/2"** side inlet and outlets **(anodized)**
J330/2 - 2 **1/2"** fronts and **1/2"** side inlet and outlets **(nylon)**

Art.	Materiale Material	€
J330/1	anodizzato anodized	-
J330/2	nylon	-

J360 Distributore in nylon rinforzato
Distribution

Art.	Uscita frontale Front outlet	Entrata superiore - inferiore Upper-bottom inlets	€
J360/1	2 x 1/2"	1 x 1/2" - 0	-
J360/2	2 x 1/2"	1 x 1/2" - 1 x 1/2"	-

Art.	Uscita frontale Front outlet	Entrata superiore - inferiore Upper-bottom inlets	€
J360/3	3 x 1/2"	1 x 1/2" - 0	-
J360/4	3 x 1/2"	1 x 1/2" - 1 x 1/2"	-
J360/5	3 x 1/2"	1 x 3/4" - 0	-
J360/6	3 x 1/2"	1 x 3/4" - 1 x 3/4"	-

19.5 Componenti per impianti pneumatici
Pneumatic installation components

J370 Raccordo a vongola
Clamp connection

Art.	Misura Size	€
J370/1	ø22x1/2"x10 mm	-
J370/2	ø28x3/4"x15 mm	-
J370/3	ø40x3/4"x15 mm	-

Filetto/Thread: 1/2" - 3/4" Femmina/Female

Questo raccordo consente di installare una **calata supplementare** in qualsiasi punto della linea.
This connection allows the installation of an **additional outlet** unit in any point of the compressed air system.

J372 Raccordo a vongola con supporto
Clamp connection with support

Art.	Misura Size	€
J372/1	ø22x1/2"x10 mm	-
J372/2	ø28x3/4"x15 mm	-
J372/3	ø40x3/4"x15 mm	-

Filetto/Thread: 1/2" - 3/4" Femmina/Female

Questo raccordo svolge una funzione di **supporto** o di **calata supplementare**.
This connection may be used as **support** or **additional outlet unit**.

info

Istruzioni di montaggio: A linea completata, portare la pressione dell'impianto a 2 bar. Indossare la maschera di protezione e forare con punta (ø10 mm. se si usano raccordi J370/1 e J372/1 o ø15 mm. per le altre misure), così facendo si eviterà di lasciare residui di truciolo nell'impianto stesso.

Assembling instruction: When the compressed air system is achieved, apply pressure until 2 bar. Put the protective mask on and drill with a point (ø10 mm. if connections mod. J370/1 and J372/1 are used or ø15 mm. for the other sizes), in this way the presence of chip residues in the system will be avoided.

19.6 Filtri per impianti aria compressa
Filters for compressed air systems

J375 Separatore di condensa a ciclone
Cyclone condensate separator

Art.	Attacchi Ø Ø Connections	Portata Lt/min. Air flow Lt/min.	€
J375/1	1/2"	1000	-
J375/2	3/4"	3000	-
J375/3	1"	5000	-

Pressione max 16 bar · Max pressure 16 bar

info

Consente di separare una grossa parte di acqua presente nell'aria compressa.
It allows to separate a large part of water present in the compressed air.

Scarico automatico • Automatic exhaust

J378 Filtro antipolvere QF
QF dust filter

Art.	Attacchi Ø Ø Connections	Portata Lt/min. Air flow Lt/min.	€
J378/1	1/2"	1000	-
J378/2	3/4"	1800	-
J378/3	1"	5000	-

Pressione max 16 bar · Max pressure 16 bar

info

Consente di trattenere emulsioni e particelle solide fino a 5 micron.
Suitable for removal of solid particles down to 5 micron including liquids, emulsions and oil particles.

Grado di filtrazione • Filtration degree: 5 µm

J380 Filtro disoleatore a coalescenza HF
HF coalescing oil separator filter

Art.	Attacchi Ø Ø Connections	Portata Lt/min. Ø Air flow Lt/min.	€
J380/1	1/2"	1000	-
J380/2	3/4"	1800	-
J380/3	1"	5000	-

Pressione max 16 bar · Max pressure 16 bar

Grado di filtrazione • Filtration degree: 0,01 µm

info

Consente di trattenere olio e particelle solide fino a 0,01 micron.
Interception type filter suitable for solid and oil particles up to 0.01 micron.

J382 Filtro a carbone attivo CF
CF active carbon filter

Art.	Attacchi Ø Ø Connections	Portata Lt/min. Air flow Lt/min.	€
J382/1	1/2"	1000	-
J382/2	3/4"	1800	-
J382/3	1"	5000	-

Pressione max 16 bar · Max pressure 16 bar

Grado di filtrazione • Filtration degree: 0,003 ppm

info

Consente di trattenere odori e vapori d'olio fino a 0,003 ppm garantendo un grado di filtrazione teorico del 99,99%.
It allows to eliminate oil vapors and odors up to 0.003 ppm, ensuring a theorical filtering degree of 99.99%.

19.7 Cartucce per filtri
Filter cartridges

J385 Cartuccia per filtro antipolvere QF
Dust filter cartridge QF

Art.	Misura Size	€
J385/1	1/2"	-
J385/2	3/4"	-
J385/3	1"	-

J387 Cartuccia per filtro a carbone attivo CF
Active carbon filter cartridge CF

Art.	Misura Size	€
J387/1	1/2"	-
J387/2	3/4"	-
J387/3	1"	-

J386 Cartuccia per filtro disoleatore a coalescenza HF
Coalescing oil separator filter cartridge HF

Art.	Misura Size	€
J386/1	1/2"	-
J386/2	3/4"	-
J386/3	1"	-

ATTENZIONE!
Si sono riscontrate corrosioni sui tubi PA12 autoestinguente ed alluminio a causa di olii sintetici molto aggressivi.
Consigliamo l'uso di un **filtro disoleatore** che priva l'aria dall'olio.

WARNING!
Cases of corrosions have been found on self-extinguishing PA12 hoses and aluminium pipes due to very aggressive synthetic oils.
We recommend the use of an **oil separator filter** that deprives air from oil.

Per un impianto con essiccatore, montare in questa sequenza: Art. **J375** (Separatore a ciclone) + Art. **J378** (Filtro antipolvere) + Essiccatore + Art. **J380** (Filtro a coalescenza) + Art. **J382** (Filtro a carbone attivo CF). Viene garantita aria più pulita, con notevole riduzione della presenza d'acqua.
For a system line with dryer - follow the sequence indicated: Art. **J375** (Cyclone separator) + Art. **J378** (Dust filter) + Dryer + Art. **J380** (Coalescing filter) + Art. **J382** (CF active carbon filter). Cleaner air is ensured, with a considerable reduction of the presence of water.

Schema impianto pneumatico ad anello con calate ed alimentazione da gruppo compressore
Pneumatic installation layout with outlet units and feeding from compressor

Distinta base per calata con raccordi automatici in plastica per tubo in PA12 autoestinguente ø15
Bill of material for outlet unit with plastic automatic fittings for self-exstinguishing PA12 hose ø15

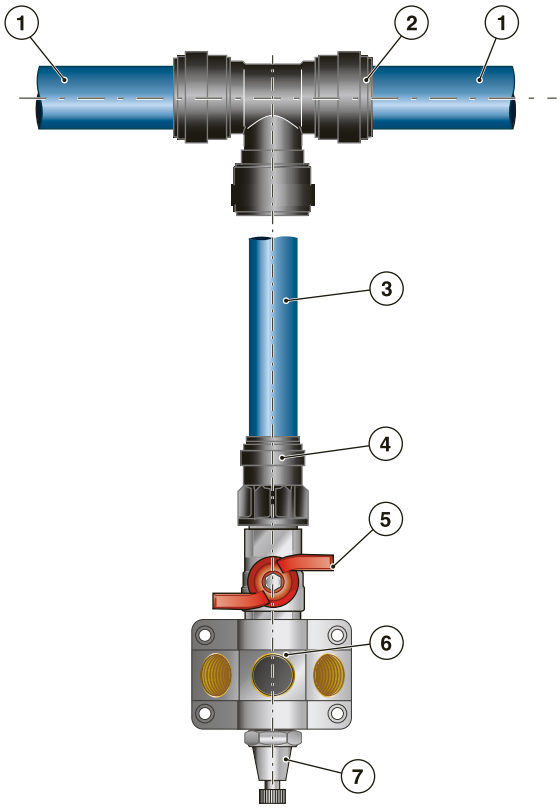

Pos.	Art.	Descrizione Description	Q.tà Q.ty
1	**J050/2**	Tubo flessibile Grilamid PA12 autoestinguente ø15 Self-extinguishing Pa12 hose ø15	
2	**J160/2**	Raccordo automatico intermedio a T ø15 Automatic intermediate "T" union ø15	1
3	**J050/2**	Tubo flessibile Grilamid PA12 autoestinguente ø15 Self-extinguishing PA12 hose ø15	
4	**J100/3**	Raccordo diritto maschio 1/2" x 15 Automatic straight union 1/2" x 15	1
5	**A307/4**	Valvola a sfera M.F. 1/2" leva a farfalla T handle ball valve, M-F 1/2"	1
6	**J360/4**	Distributore in nylon - 3 vie da 1/2" Nylon distribution - 3ways - 1/2"	1
7	**A300/4**	Rubinetto scarica condensa 1/2" Drain cock 1/2"	1

Distinta base per calata con raccordi automatici in ottone per tubo in PA12 autoestinguente ø15
Bill of material for outlet unit with brass automatic fittings for self-exstinguishing PA12 hose ø15

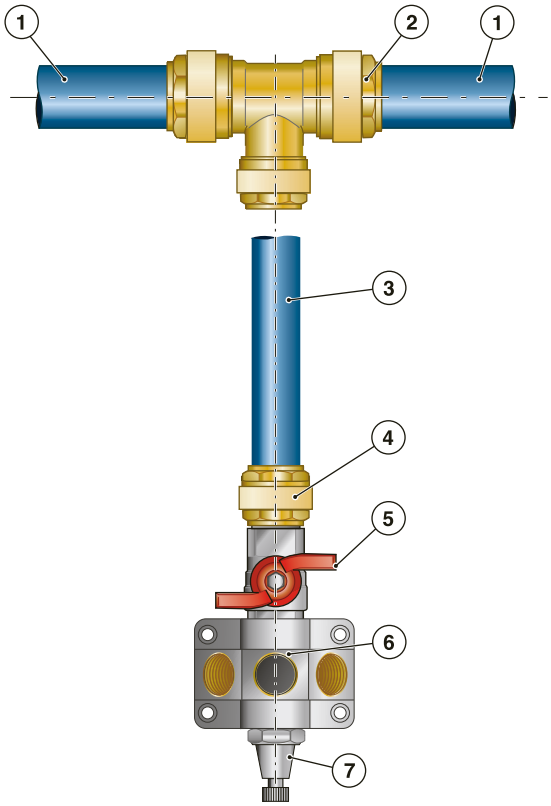

Pos.	Art.	Descrizione Description	Q.tà Q.ty
1	**J050/2**	Tubo flessibile Grilamid PA12 autoestinguente ø15 Self-extinguishing PA12 hose ø15	
2	**J145/2**	Raccordo a T intermedio ø15 Automatic intermediate "T" union ø15	1
3	**J050/2**	Tubo flessibile Grilamid PA12 autoestinguente ø15 Self-extinguishing PA12 hose ø15	
4	**J105/3**	Raccordo diritto maschio 1/2" x 15 Automatic straight union 1/2" x 15	1
5	**A307/4**	Valvola a sfera M.F. 1/2" leva a farfalla T handle ball valve, M-F 1/2"	1
6	**J360/4**	Distributore in nylon - 3 vie da 1/2" Nylon distribution - 3ways - 1/2"	1
7	**A300/4**	Rubinetto scarica condensa 1/2" Drain cock 1/2"	1

Distinta base per calata con raccordi automatici in plastica per tubo in alluminio ø22
Bill of material for outlet unit with plastic automatic fittings for aluminium pipe ø22

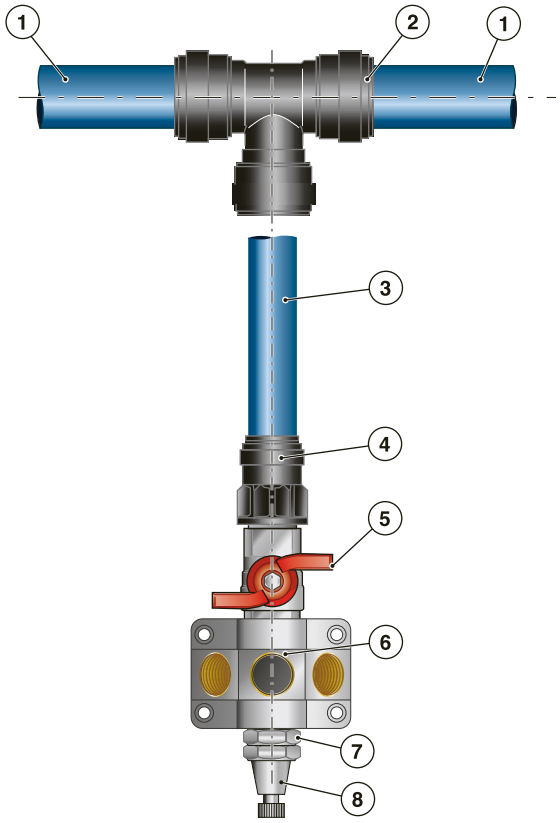

Pos.	Art.	Descrizione Description	Q.tà Q.ty
1	**J060/3**	Tubo alluminio ø22 Aluminium pipe ø22	
2	**J160/4**	Raccordo automatico intermedio a T ø22 Automatic intermediate "T" union ø22	1
3	**J060/3**	Tubo alluminio ø22 Aluminium pipe ø22	
4	**J100/6**	Raccordo diritto maschio 3/4" x 22 Automatic straight union 3/4" x 22	1
5	**A307/5**	Valvola a sfera M.F. 3/4" leva a farfalla T handle ball valve, M-F 3/4"	1
6	**J360/6**	Distributore in nylon - 3 vie da 1/2" - Entr. sup/inf 3/4" Nylon distribution - 3ways - 1/2" - Upper/lower inlet 3/4"	1
7	**A125/8**	Riduzione cilindrica M-F 3/4"x1/2" Reduction M-F cylindrical thread 3/4"x1/2"	1
8	**A300/4**	Rubinetto scarica condensa 1/2" Drain cock 1/2"	1

Distinta base per calata con raccordi automatici in ottone per tubo in alluminio ø22
Bill of material for outlet unit with brass automatic fittings for aluminium pipe ø22

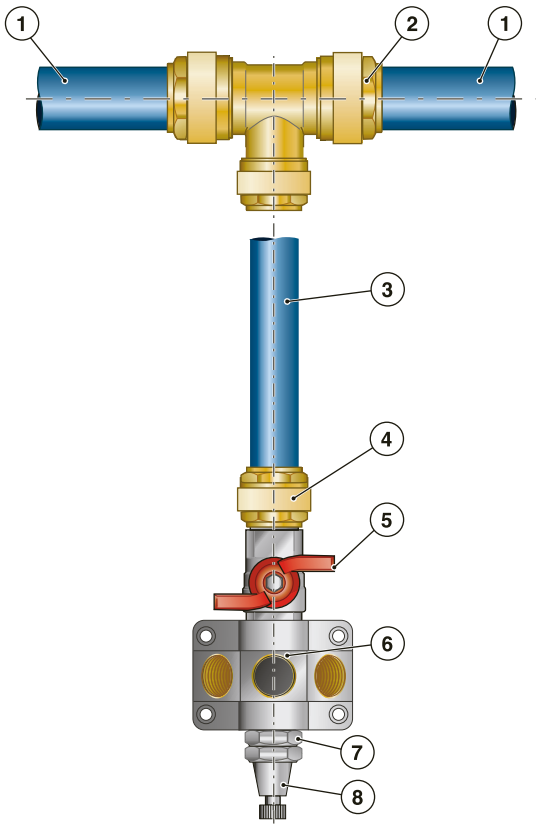

Pos.	Art.	Descrizione Description	Q.tà Q.ty
1	**J060/3**	Tubo alluminio ø22 Aluminium pipe ø22	
2	**J145/4**	Raccordo automatico intermedio a T ø22 Automatic intermediate "T" union ø22	1
3	**J060/3**	Tubo alluminio ø22 Aluminium pipe ø22	
4	**J105/6**	Raccordo diritto maschio 3/4" x 22 Male straight joint 3/4" x 22	1
5	**A307/5**	Valvola a sfera M.F. 3/4" leva a farfalla T handle ball valve, M-F 3/4"	1
6	**J360/6**	Distributore in nylon - 3 vie da 1/2" - Entr. sup/inf 3/4" Nylon distribution - 3ways - 1/2" - Upper/lower inlet 3/4"	1
7	**A125/8**	Riduzione cilindrica M-F 3/4"x1/2" Reduction M-F cylindrical thread 3/4"x1/2"	1
8	**A300/4**	Rubinetto scarica condensa 1/2" Drain cock 1/2"	1

VEPA

20.1 Serie Economica / Economical Range

F050 Riduttore di pressione con manometro / Pressure regulator with gauge

Art.	Misura Size	Max pressione ingresso Max inlet pressure	Pressione esercizio Working pressure	€
F050/1	1/4"	12 bar	0-8 bar	-

F051 Filtro-Riduttore con manometro / Filter-Regulator with gauge

Art.	Misura Size	Max pressione ingresso Max inlet pressure	Pressione esercizio Working pressure	€
F051/1	1/4"	12 bar	0-8 bar	-

F052 Filtro / Filter

Art.	Misura Size	Max pressione ingresso Max inlet pressure	€
F052/1	1/4"	12 bar	-

F053 Lubrificatore / Lubricator

Art.	Misura Size	Max pressione ingresso Max inlet pressure	€
F053/1	1/4"	12 bar	-

F054 Gruppo FR+L con manometro / FR+L Group with gauge

Art.	Misura Size	Max pressione ingresso Max inlet pressure	Pressione esercizio Working pressure	€
F054/1	1/4"	12 bar	0-8 bar	-

F055 Gruppi FRL con manometro / FRL Group with gauge

Art.	Misura Size	Max pressione ingresso Max inlet pressure	Pressione esercizio Working pressure	€
F055/1	1/4"	12 bar	0-8 bar	-

F060 Ghiera per riduttore / Ring nut for regulator

Art.	€
F060/1	-

info

Le tazze dei filtri e dei lubrificatori della serie Economica e della serie Mignon sono in Grilamid.
Filters and lubricators cups of Economical and Mignon ranges are made in Grilamid.

20.2 Serie Mignon
Mignon Range

F080 Riduttore di pressione con manometro
Pressure regulator with gauge

Art.	Misura Size	Max pressione ingresso Max inlet pressure	Pressione esercizio Working pressure	€
F080/1	1/4"	13 bar	0-8 bar	-

F083 Lubrificatore
Lubricator

Art.	Misura Size	Max pressione ingresso Max inlet pressure	€
F083/1	1/4"	13 bar	-

F081 Filtro-Riduttore con manometro
Filter-Regulator with gauge

Art.	Misura Size	Max pressione ingresso Max inlet pressure	Pressione esercizio Working pressure	€
F081/1	1/4"	13 bar	0-8 bar	-

F084 Gruppo FR+L con manometro
FR+L Group with gauge

Art.	Misura Size	Max pressione ingresso Max inlet pressure	Pressione esercizio Working pressure	€
F084/1	1/4"	13 bar	0-8 bar	-

F082 Filtro
Filter

Art.	Misura Size	Max pressione ingresso Max inlet pressure	€
F082/1	1/4"	13 bar	-

F085 Gruppi FRL con manometro
FRL Group with gauge

Art.	Misura Size	Max pressione ingresso Max inlet pressure	Pressione esercizio Working pressure	€
F085/1	1/4"	13 bar	0-8 bar	-

info

Le tazze dei filtri e dei lubrificatori della serie Economica e della serie Mignon sono in Grilamid.
Filters and lubricators cups of Economical and Mignon ranges are made in Grilamid.

VEPA

20.3 Serie Professionale Mignon
Professional Mignon Range

F100 Riduttore di pressione con manometro
Pressure regulator with gauge

Art.	Misura Size	Max pressione ingresso Max inlet pressure	Pressione esercizio Working pressure	€
F100/1	1/4"	13 bar	0-8 bar	-

Portata aria / Air flow: 6 bar - 360 Nl/min

F101 Filtro-Riduttore con manometro
Filter-Regulator with gauge

Art.	Misura Size	Max pressione ingresso Max inlet pressure	Pressione esercizio Working pressure	€
F101/1	1/4"	13 bar	0-8 bar	-

Portata aria / Air flow: 6 bar - 850 Nl/min
Grado di filtrazione / Filtering degree: 20 µm

F102 Filtro
Filter

Art.	Misura Size	Max pressione ingresso Max inlet pressure	€
F102/1	1/4"	13 bar	-

Portata aria / Air flow: 1250 Nl/min
Grado di filtrazione / Filtering degree: 20 µm

F103 Lubrificatore
Lubricator

Art.	Misura Size	Max pressione ingresso Max inlet pressure	€
F103/1	1/4"	13 bar	-

Portata aria / Air flow: 2060 Nl/min

F104 Gruppo FR+L con manometro
FR+L Group with gauge

Art.	Misura Size	Max pressione ingresso Max inlet pressure	Pressione esercizio Working pressure	€
F104/1	1/4"	13 bar	0-8 bar	-

Portata aria / Air flow: 750 Nl/min
Grado di filtrazione / Filtering degree: 20 µm

F105 Gruppi FRL con manometro
FRL Group with gauge

Art.	Misura Size	Max pressione ingresso Max inlet pressure	Pressione esercizio Working pressure	€
F105/1	1/4"	13 bar	0-8 bar	-

Portata aria / Air flow: 750 Nl/min
Grado di filtrazione / Filtering degree: 20 µm

20.4 Serie Professionale
Professional Range

F150 Riduttore di pressione con manometro
Pressure regulator with gauge

Art.	Misura Size	Max pressione ingresso Max inlet pressure	Pressione esercizio Working pressure	€
F150/1	1/4"	13 bar	0-8 bar	-
F150/2	3/8"	13 bar	0-8 bar	-
F150/3	1/2"	13 bar	0-8 bar	-
F150/4	3/4"	13 bar	0-8 bar	-
F150/5	1"	13 bar	0-8 bar	-

Misura Size	Portata aria Air flow	Temp. max. Max temp.	Grado filtr. Max temp.
1/4"	850 Nl/min.	50°C	-
3/8"	2100 Nl/min.	50°C	-
1/2"	2880 Nl/min.	50°C	-
3/4"	2880 Nl/min.	50°C	-
1"	15000 Nl/min.	50°C	-

F152 Filtro
Filter

Art.	Misura Size	Max pressione ingresso Max inlet pressure	€
F152/1	1/4"	13 bar	-
F152/2	3/8"	13 bar	-
F152/3	1/2"	13 bar	-
F152/4	3/4"	13 bar	-
F152/5	1"	13 bar	-

Misura Size	Portata aria Air flow	Temp. max. Max temp.	Grado filtr. Max temp.
1/4"	1250 Nl/min.	50°C	20 µm
3/8"	2500 Nl/min.	50°C	20 µm
1/2"	3110 Nl/min.	50°C	20 µm
3/4"	3110 Nl/min.	50°C	20 µm
1"	13800 Nl/min.	50°C	20 µm

F151 Filtro-Riduttore con manometro
Filter-Regulator with gauge

Art.	Misura Size	Max pressione ingresso Max inlet pressure	Pressione esercizio Working pressure	€
F151/1	1/4"	13 bar	0-8 bar	-
F151/2	3/8"	13 bar	0-8 bar	-
F151/3	1/2"	13 bar	0-8 bar	-
F151/4	3/4"	13 bar	0-8 bar	-
F151/5	1"	13 bar	0-8 bar	-

Misura Size	Portata aria Air flow	Temp. max. Max temp.	Grado filtr. Max temp.
1/4"	850 Nl/min.	50°C	20 µm
3/8"	2100 Nl/min.	50°C	20 µm
1/2"	2880 Nl/min.	50°C	20 µm
3/4"	2880 Nl/min.	50°C	20 µm
1"	13800 Nl/min.	50°C	20 µm

F153 Lubrificatore
Lubricator

Art.	Misura Size	Max pressione ingresso Max inlet pressure	€
F153/1	1/4"	13 bar	-
F153/2	3/8"	13 bar	-
F153/3	1/2"	13 bar	-
F153/4	3/4"	13 bar	-
F153/5	1"	13 bar	-

Misura Size	Portata aria Air flow	Temp. max. Max temp.	Grado filtr. Max temp.
1/4"	2060 Nl/min.	50°C	-
3/8"	2060 Nl/min.	50°C	-
1/2"	3550 Nl/min.	50°C	-
3/4"	3550 Nl/min.	50°C	-
1"	15000 Nl/min.	50°C	-

20.4 Serie Professionale
Professional Range

F154 Gruppo FR+L con manometro
FR+L Group with gauge

Art.	Misura Size	Max pressione ingresso Max inlet pressure	Pressione esercizio Working pressure	€
F154/1	1/4"	13 bar	0-8 bar	-
F154/2	3/8"	13 bar	0-8 bar	-
F154/3	1/2"	13 bar	0-8 bar	-
F154/4	3/4"	13 bar	0-8 bar	-
F154/5	1"	13 bar	0-8 bar	-

Misura Size	Portata aria Air flow	Temp. max. Max temp.	Grado filtr. Max temp.
1/4"	750 Nl/min.	50°C	20 µm
3/8"	1500 Nl/min.	50°C	20 µm
1/2"	2200 Nl/min.	50°C	20 µm
3/4"	2200 Nl/min.	50°C	20 µm
1"	8000 Nl/min.	50°C	20 µm

F155 Gruppi FRL con manometro
FRL Group with gauge

Art.	Misura Size	Max pressione ingresso Max inlet pressure	Pressione esercizio Working pressure	€
F155/1	1/4"	13 bar	0-8 bar	-
F155/2	3/8"	13 bar	0-8 bar	-
F155/3	1/2"	13 bar	0-8 bar	-
F155/4	3/4"	13 bar	0-8 bar	-
F155/5	1"	13 bar	0-8 bar	-

Misura Size	Portata aria Air flow	Temp. max. Max temp.	Grado filtr. Max temp.
1/4"	750 Nl/min.	50°C	20 µm
3/8"	1500 Nl/min.	50°C	20 µm
1/2"	2200 Nl/min.	50°C	20 µm
3/4"	2200 Nl/min.	50°C	20 µm
1"	8000 Nl/min.	50°C	20 µm

F156 Microfiltro antiolio a coalescenza
Coalescent oil-proof microfilter

Art.	Misura Size	Max pressione ingresso Max inlet pressure	€
F156/1	1/4"	13 bar	-
F156/2	3/8"	13 bar	-
F156/3	1/2"	13 bar	-

Misura Size	Portata aria Air flow	Temp. max. Max temp.	Grado filtr. Max temp.
1/4"	195 Lt/min.	50°C	0,01 µm
3/8"	270 Lt/min.	50°C	0,01 µm
1/2"	290 Lt/min.	50°C	0,01 µm

20.5 Ricambi per gruppi Filtro-Riduttore-Lubrificatore (FRL) Professionali
Spare parts for Professional Filter-Reducer-Lubricator groups (FRL)

F160 Gruppo membrana completo
Diaphragm complete

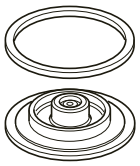

Art.	Per / For	€
F160/1	F100/1	-
F160/2	F150/1, F151/1	-
F160/3	F150/2, F151/2	-
F160/4	F150/3/4, F151/3/4	-

F162 Molla regolazione
Regulation spring

Art.	Per / For	€
F162/1	F100/1, F150/1, F151/1	-
F162/2	F150/2, F151/2	-
F162/3	F150/3/4, F151/3/4	-

F164 Tazza completa per filtro-regolatore
Bowl for filter-regulator

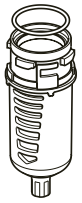

Art.	Per / For	€
F164/1	F101/1, F102/1	-
F164/2	F151/1, F152/1	-
F164/3	F151/2, F152/2	-
F164/4	F151/3/4, F152/3/4	-
F164/5	F151/5, F152/5	-

F166 Tazza completa per lubrificatore
Bowl for lubricator

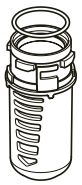

Art.	Per / For	€
F166/1	F103/1	-
F166/2	F153/1	-
F166/3	F153/2	-
F166/4	F153/3/4	-
F166/5	F153/5	-

F168 Gruppo filtraggio filtro
Filtering element

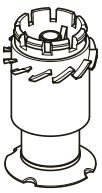

Art.	Per / For	€
F168/1	F102/1, F152/1	-
F168/2	F152/2	-
F168/3	F152/3/4	-
F168/4	F152/5	-

F169 Gruppo filtraggio microfiltro
Filtering element for microfilter

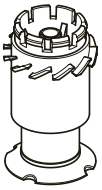

Art.	Per / For	€
F169/1	F156/1	-
F169/2	F156/2	-
F169/3	F156/3	-

F170 Gruppo filtraggio filtro-regolatore
Filtering element

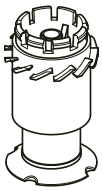

Art.	Per / For	€
F170/1	F101/1, F151/1	-
F170/2	F151/2	-
F170/3	F151/3/4	-
F170/4	F151/5	-

F172 Cupola spia olio completa per lubrificatore
Oil window

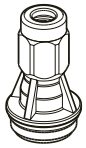

Art.	Per / For	€
F172/1	F103/1, F153/1/2	-
F172/2	F153/3, F153/4	-

F174 Tappo olio per lubrificatore con "OR"
Oil plug with "OR"

Art.	Per / For	€
F174/1	F103/1 F153/1/2/3/4	-

F176 Kit assemblaggio unità FRL
Kit assembling units

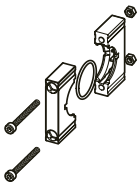

Art.	Per / For	€
F176/1	F105/1, F155/1	-
F176/2	F155/2	-
F176/3	F155/3	-
F176/4	F155/4	-
F176/5	F155/5	-

F178 Kit assemblaggio unità FR+L
Kit assembling units

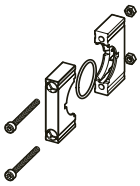

Art.	Per / For	€
F178/1	F104/1, F154/1	-
F178/2	F154/2	-
F178/3	F154/3	-
F178/4	F154/4	-
F178/5	F154/5	-

F180 Staffa fissaggio a parete
Bracket

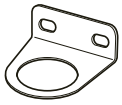

Art.	Per / For comp.	€
F180/1	1/4"	-
F180/2	3/8", 1/2", 3/4"	-
F180/3	1"	-

20.6 Serie F4
F4 Range

F450 Regolatore di pressione
Pressure regulator



Corpo in metallo zincato e verniciato
Galvanized and painted metal body

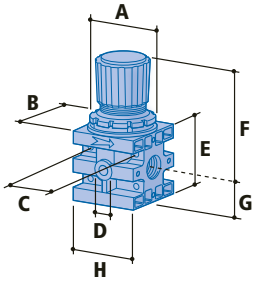

Art.	Misura Size	Modello Model	€
F450/1	1/4″	con manometro / with pressure gauge	-
F450/10	1/4″	senza manometro / without pressure gauge	-
F450/2	3/8″	con manometro / with pressure gauge	-
F450/20	3/8″	senza manometro / without pressure gauge	-
F450/3	1/2″	con manometro / with pressure gauge	-
F450/30	1/2″	senza manometro / without pressure gauge	-
F450/4	3/4″	con manometro / with pressure gauge	-
F450/40	3/4″	senza manometro / without pressure gauge	-
F450/5	1″	con manometro / with pressure gauge	-
F450/50	1″	senza manometro / without pressure gauge	-

DIMENSIONI
DIMENSIONS

Misura Size	A	B	C	D	E	F	G	H
1/4″	30 x 1,5	42	32	1/8″	42	64	21	42
3/8″	38 x 2	60	46	1/8″	60	90	30	60
1/2″	38 x 2	60	46	1/8″	60	90	30	60
3/4″	55 x 2	80	66	1/4″	80	124	40	80
1″	55 x 2	80	66	1/4″	80	124	40	80

DIAGRAMMA DI PORTATA CON PRESSIONE A 6 BAR ΔP = 1 bar
FLOW RATE DIAGRAM AT 6 BAR ΔP = 1 bar

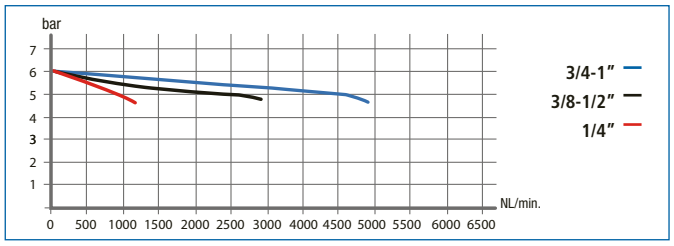

DATI TECNICI - TECHNICAL DATA

Misura Size	Attacco manometro Gauge thread	Peso Weight	Tazza Cup	Pressione esercizio Working pressure	Max. pressione ingresso Max. inlet pressure	Portata / Flow 6 bar	Temperatura max. Max. Temperature	Grado filtrazione Filtering degree
1/4″	1/8″	0,3 Kg	-	0-12 bar	18 bar	850 Nl/min.	50°C	-
3/8″	1/8″	0,8 Kg	-	0-12 bar	18 bar	2600 Nl/min.	50°C	-
1/2″	1/8″	0,8 Kg	-	0-12 bar	18 bar	2600 Nl/min.	50°C	-
3/4″	1/4″	2,2 Kg	-	0-12 bar	18 bar	4600 Nl/min.	50°C	-
1″	1/4″	2,2 Kg	-	0-12 bar	18 bar	4600 Nl/min.	50°C	-

F451 Filtro regolatore
Filter regulator

Corpo in metallo zincato e verniciato
Galvanized and painted metal body

Protezione bicchiere in metallo
Metal cup protection

Scarico condensa manuale/semiautomatico
Manual/semiautomatic condensate exhaust device

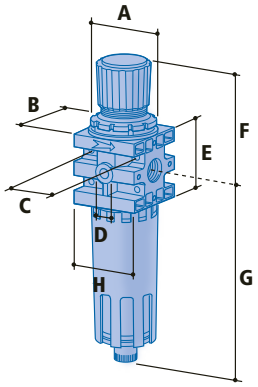

Art.	Misura Size	Modello Model	€
F451/1	1/4″	con manometro / with pressure gauge	-
F451/10	1/4″	senza manometro / without pressure gauge	-
F451/2	3/8″	con manometro / with pressure gauge	-
F451/20	3/8″	senza manometro / without pressure gauge	-
F451/3	1/2″	con manometro / with pressure gauge	-
F451/30	1/2″	senza manometro / without pressure gauge	-
F451/4	3/4″	con manometro / with pressure gauge	-
F451/40	3/4″	senza manometro / without pressure gauge	-
F451/5	1″	con manometro / with pressure gauge	-
F451/50	1″	senza manometro / without pressure gauge	-

DIMENSIONI
DIMENSIONS

Misura Size	A	B	C	D	E	F	G	H
1/4″	30 x 1,5	42	32	1/8	42	64	120	42
3/8″	38 x 2	60	46	1/8	60	90	155	60
1/2″	38 x 2	60	46	1/8	60	90	155	60
3/4″	55 x 2	80	66	1/4	80	124	195	80
1″	55 x 2	80	66	1/4	80	124	195	80

DIAGRAMMA DI PORTATA CON PRESSIONE A 6 BAR ΔP = 1 bar
FLOW RATE DIAGRAM AT 6 BAR ΔP = 1 bar

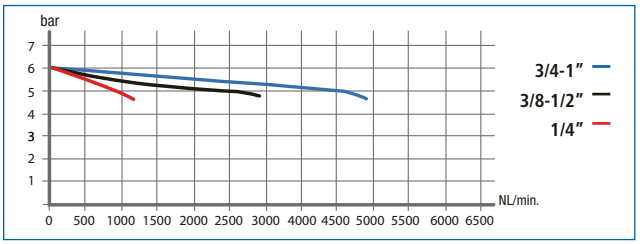

DATI TECNICI - TECHNICAL DATA

Misura Size	Attacco manometro Gauge thread	Peso Weight	Tazza Cup	Pressione esercizio Working pressure	Max. pressione ingresso Max. inlet pressure	Portata / Flow 6 bar	Temperatura max. Max. Temperature	Grado filtrazione Filtering degree
1/4″	1/8″	0,35 Kg	20 cm^3	0-12 bar	18 bar	850 Nl/min.	50°C	20 µm
3/8″	1/8″	0,9 Kg	60 cm^3	0-12 bar	18 bar	2600 Nl/min.	50°C	20 µm
1/2″	1/8″	0,9 Kg	60 cm^3	0-12 bar	18 bar	2600 Nl/min.	50°C	20 µm
3/4″	1/4″	2,5 Kg	100 cm^3	0-12 bar	18 bar	4600 Nl/min.	50°C	20 µm
1″	1/4″	2,5 Kg	100 cm^3	0-12 bar	18 bar	4600 Nl/min.	50°C	20 µm

20.6 Serie F4
F4 Range

F452 Filtro
Filter



Corpo in metallo zincato e verniciato
Galvanized and painted metal body

Protezione bicchiere in metallo
Metal cup protection

Scarico condensa manuale/semiautomatico
Manual/semiautomatic condensate exhaust device

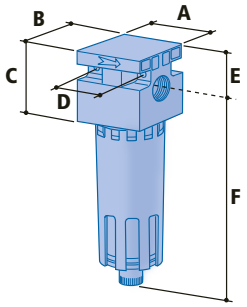

Art.	Misura Size	Modello Model	€
F452/1	1/4″	-	-
F452/2	3/8″	-	-
F452/3	1/2″	-	-
F452/4	3/4″	-	-
F452/5	1″	-	-

DIMENSIONI
DIMENSIONS

Misura Size	A	B	C	D	E	F
1/4″	42	42	42	32	21	120
3/8″	60	60	60	46	30	155
1/2″	60	60	60	46	30	155
3/4″	80	80	80	66	40	195
1″	80	80	80	66	40	195

DIAGRAMMA DI PORTATA CON PRESSIONE A 6 BAR ΔP = 1 bar
FLOW RATE DIAGRAM AT 6 BAR ΔP = 1 bar

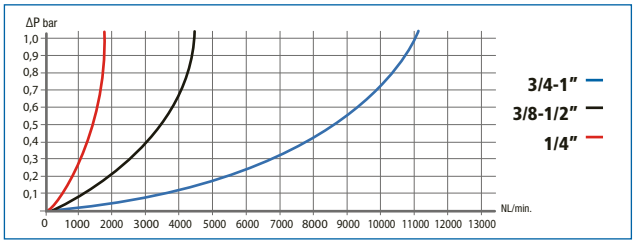

DATI TECNICI - TECHNICAL DATA

Misura Size	Attacco manometro Gauge thread	Peso Weight	Tazza Cup	Pressione esercizio Working pressure	Max. pressione ingresso Max. inlet pressure	Portata / Flow 6 bar	Temperatura max. Max. Temperature	Grado filtrazione Filtering degree
1/4″	-	0,4 Kg	20 cm³	-	18 bar	1750 Nl/min.	50°C	20 µm
3/8″	-	0,9 Kg	60 cm³	-	18 bar	4300 Nl/min.	50°C	20 µm
1/2″	-	0,9 Kg	60 cm³	-	18 bar	4300 Nl/min.	50°C	20 µm
3/4″	-	1,9 Kg	100 cm³	-	18 bar	11000 Nl/min.	50°C	20 µm
1″	-	1,9 Kg	100 cm³	-	18 bar	11000 Nl/min.	50°C	20 µm

F453 Lubrificatore
Lubricator

Corpo in metallo zincato e verniciato
Galvanized and painted metal body

Protezione bicchiere in metallo
Metal cup protection

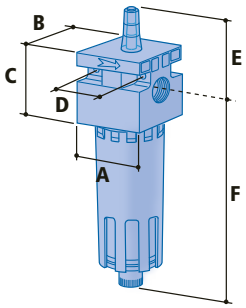

Art.	Misura Size	Modello Model	€
F453/1	1/4″	-	-
F453/2	3/8″	-	-
F453/3	1/2″	-	-
F453/4	3/4″	-	-
F453/5	1″	-	-

DIMENSIONI
DIMENSIONS

Misura Size	A	B	C	D	E	F
1/4″	42	42	42	32	50	105
3/8″	60	60	60	46	60	137
1/2″	60	60	60	46	60	137
3/4″	80	80	80	66	85	185
1″	80	80	80	66	85	185

DIAGRAMMA DI PORTATA CON PRESSIONE A 6 BAR ΔP = 1 bar
FLOW RATE DIAGRAM AT 6 BAR ΔP = 1 bar

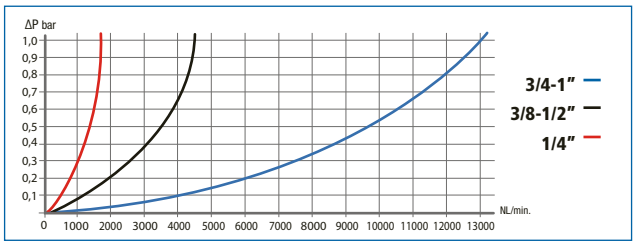

DATI TECNICI - TECHNICAL DATA

Misura Size	Attacco manometro Gauge thread	Peso Weight	Tazza Cup	Pressione esercizio Working pressure	Max. pressione ingresso Max. inlet pressure	Portata / Flow 6 bar	Temperatura max. Max. Temperature	Grado filtrazione Filtering degree
1/4″	-	0,3 Kg	50 cm³	-	18 bar	1700 Nl/min.	50°C	-
3/8″	-	0,7 Kg	150 cm³	-	18 bar	4500 Nl/min.	50°C	-
1/2″	-	0,7 Kg	150 cm³	-	18 bar	4500 Nl/min.	50°C	-
3/4″	-	1,6 Kg	400 cm³	-	18 bar	13000 Nl/min.	50°C	-
1″	-	1,6 Kg	400 cm³	-	18 bar	13000 Nl/min.	50°C	-

20.6 Serie F4
F4 Range

F454 Gruppo FR + L
FR + L Group

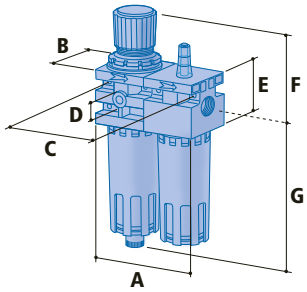

Scarico condensa manuale/semiautomatico
Manual/semiautomatic condensate exhaust device

Art.	Misura Size	Modello Model	€
F454/1	1/4″	con manometro / with pressure gauge	-
F454/10	1/4″	senza manometro / without pressure gauge	-
F454/2	3/8″	con manometro / with pressure gauge	-
F454/20	3/8″	senza manometro / without pressure gauge	-
F454/3	1/2″	con manometro / with pressure gauge	-
F454/30	1/2″	senza manometro / without pressure gauge	-
F454/4	3/4″	con manometro / with pressure gauge	-
F454/40	3/4″	senza manometro / without pressure gauge	-
F454/5	1″	con manometro / with pressure gauge	-
F454/50	1″	senza manometro / without pressure gauge	-

DIMENSIONI - DIMENSIONS

Misura / Size	A	B	C	D	E	F	G
1/4″	84	42	76	1/8″	42	64	120
3/8″	120	60	109	1/8″	60	90	155
1/2″	120	60	109	1/8″	60	90	155
3/4″	160	80	146	1/4″	80	124	195
1″	160	80	146	1/4″	80	124	195

DATI TECNICI - TECHNICAL DATA

Misura Size	Attacco manometro Gauge thread	Peso Weight	Tazza Cup	Pressione esercizio Working pressure	Max. pressione ingresso Max. inlet pressure	Portata 6 bar ΔP =1 bar 6 bar flow ΔP =1 bar	Temperatura max. Max. Temperature	Grado filtrazione Filtering degree
1/4″	1/8″	0,9 Kg	-	0-12 bar	18 bar	700 Nl/min.	50°C	20 µm
3/8″	1/8″	2,0 Kg	-	0-12 bar	18 bar	2500 Nl/min.	50°C	20 µm
1/2″	1/8″	2,0 Kg	-	0-12 bar	18 bar	2500 Nl/min.	50°C	20 µm
3/4″	1/4″	4,0 Kg	-	0-12 bar	18 bar	4300 Nl/min.	50°C	20 µm
1″	1/4″	4,0 Kg	-	0-12 bar	18 bar	4300 Nl/min.	50°C	20 µm

F455 Gruppo FRL
FRL Group



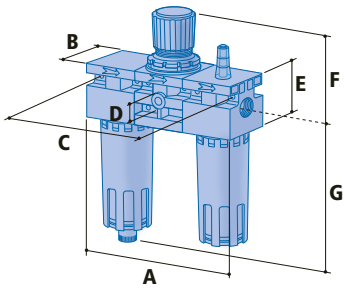

Scarico condensa manuale/semiautomatico
Manual/semiautomatic condensate exhaust device

Art.	Misura Size	Modello Model	€
F455/1	1/4″	con manometro / with pressure gauge	-
F455/10	1/4″	senza manometro / without pressure gauge	-
F455/2	3/8″	con manometro / with pressure gauge	-
F455/20	3/8″	senza manometro / without pressure gauge	-
F455/3	1/2″	con manometro / with pressure gauge	-
F455/30	1/2″	senza manometro / without pressure gauge	-
F455/4	3/4″	con manometro / with pressure gauge	-
F455/40	3/4″	senza manometro / without pressure gauge	-
F455/5	1″	con manometro / with pressure gauge	-
F455/50	1″	senza manometro / without pressure gauge	-

DIMENSIONI - DIMENSIONS

Misura / Size	A	B	C	D	E	F	G
1/4″	126	42	116	1/8″	42	64	120
3/8″	180	60	166	1/8″	60	90	155
1/2″	180	60	166	1/8″	60	90	155
3/4″	240	80	226	1/4″	80	124	195
1″	240	80	226	1/4″	80	124	195

DATI TECNICI - TECHNICAL DATA

Misura Size	Attacco manometro Gauge thread	Peso Weight	Tazza Cup	Pressione esercizio Working pressure	Max. pressione ingresso Max. inlet pressure	Portata 6 bar ΔP =1 bar 6 bar flow ΔP =1 bar	Temperatura max. Max. Temperature	Grado filtrazione Filtering degree
1/4″	1/8″	1,0 Kg	-	0-12 bar	18 bar	400 Nl/min.	50°C	20 µm
3/8″	1/8″	2,5 Kg	-	0-12 bar	18 bar	2200 Nl/min.	50°C	20 µm
1/2″	1/8″	2,5 Kg	-	0-12 bar	18 bar	2200 Nl/min.	50°C	20 µm
3/4″	1/4″	5,8 Kg	-	0-12 bar	18 bar	3700 Nl/min.	50°C	20 µm
1″	1/4″	5,8 Kg	-	0-12 bar	18 bar	3700 Nl/min.	50°C	20 µm

F460/1 Scarico condensa automatico
Automatic condensate exhaust device

Misura / Size 1/2″ — € -

RICAMBI PER GRUPPI FRL SERIE F4 - SPARE PARTS FOR FRL GROUPS F4 SERIES

Art.	Descrizione / Description	€
F480/1	Elemento filtrante per /Filter element for F451/1 - F452/1	-
F480/2	Elemento filtrante per / Filter element for F451/2-3 - F452/2-3	-
F480/3	Elemento filtrante per / Filter element for F451/4-5 - F452/4-5	-
F481/1	Kit assemblaggio FR+L per / FR+L assembling kit for F454/1	-
F481/2	Kit assemblaggio FR+L per / FR+L assembling kit for F454/2-3	-
F481/3	Kit assemblaggio FR+L per / FR+L assembling kit for F454/4-5	-
F482/1	Kit assemblaggio FRL per / FRL assembling kit for F455/1	-
F482/2	Kit assemblaggio FRL per / FRL assembling kit for F455/2-3	-
F482/3	Kit assemblaggio FRL per / FRL assembling kit for F455/4-5	-
F485/1	Campana completa / Complete bell F450/1 - F451/1	-
F485/2	Campana completa / Complete bell F450/2 - F450/3 - F451/2 - F451/3	-
F485/3	Campana completa / Complete bell F450/4 - F450/5 - F451/4 - F451/5	-
F486/1	Tazza per filtro / Filter bowl F452/1 - F451/1	-
F486/2	Tazza per filtro / Filter bowl F452/2 - F452/3 - F451/2 - F451/3	-
F486/3	Tazza per filtro / Filter bowl F451/4 - F451/5 - F452/4 - F452/5	-
F490/1	Tazza per lubrificatore / Lubricator bowl F453/1	-
F490/2	Tazza per lubrificatore / Lubricator bowl F453/2 - F453/3	-
F490/3	Tazza per lubrificatore / Lubricator bowl F453/4 - F453/5	-
F491/A	Cupola per lubrificatore / Lubricator dome F453/1	-
F491/1	Cupola per lubrificatore / Lubricator dome F453/2 - F453/3	-
F491/2	Cupola per lubrificatore / Lubricator dome F453/4 - F453/5	-

PRODOTTI
PRODUCTS
METAL WORK PNEUMATIC

20.7 Gruppi Filtro-Riduttore-Lubrificatore (FRL) serie "BIT" Professionali
Professional Filter-Reducer-Lubricator-Groups (FRL) "BIT" range

Art.	Descrizione / Description	Misura / Size	Bar	€
F300/1	Regolatore con manometro Regulator with gauge	1/4"	0-8	-
F301/1	Filtroregolatore con manometro Filter-regulator with gauge	1/4"	0-8	-
F302/1	Filtro Filter	1/4"	-	-
F303/1	Lubrificatore Lubricator	1/4"	-	-
F304/1	Filtroregolatore + lubrificatore con manometro Filter-regulator + lubricator with gauge	1/4"	0-8	-
F305/1	Filtro+regolatore + lubrificatore con manometro Filter+regulator + lubricator with gauge	1/4"	0-8	-

20.8 Gruppi Filtro-Riduttore-Lubrificatore (FRL) serie "NEW DEAL" Professionali
Professional Filter-Reducer-Lubricator-Groups (FRL) "NEW DEAL" range

Art.	Descrizione / Description	Misura / Size	Bar	€
F350/1	Regolatore con manometro Regulator with gauge	1/4"	0-12	-
F350/2		3/8"	0-12	-
F350/3		1/2"	0-12	-
F350/4		3/4"	0-12	-
F350/5		1"	0-12	-
F351/1	Filtroregolatore con manometro Filter-regulator with gauge	1/4"	0-12	-
F351/2		3/8"	0-12	-
F351/3		1/2"	0-12	-
F352/1	Filtro Filter	1/4"		-
F352/2		3/8"		-
F352/3		1/2"		-
F352/4		3/4"		-
F352/5		1"		-
F353/1	Lubrificatore Lubricator	1/4"		-
F353/2		3/8"		-
F353/3		1/2"		-
F353/4		3/4"		-
F353/5		1"		-
F354/1	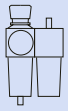 Filtroregolatore + lubrificatore con manometro Filter + regulator + lubricator with gauge	1/4"	0-12	-
F354/2		3/8"	0-12	-
F354/3		1/2"	0-12	-
F355/1	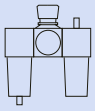 Filtro + regolatore + lubrificatore con manometro Filter + regulator + lubricator with gauge	1/4"	0-12	-
F355/2		3/8"	0-12	-
F355/3		1/2"	0-12	-
F355/4		3/4"	0-12	-
F355/5		1"	0-12	-

20.9 Serie WILKERSON
WILKERSON Range

F500/1 Regolatore con Relieving 1”
Regulator with Relieving 1”



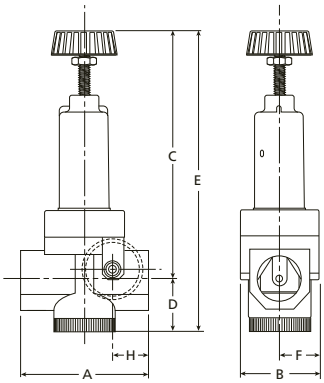

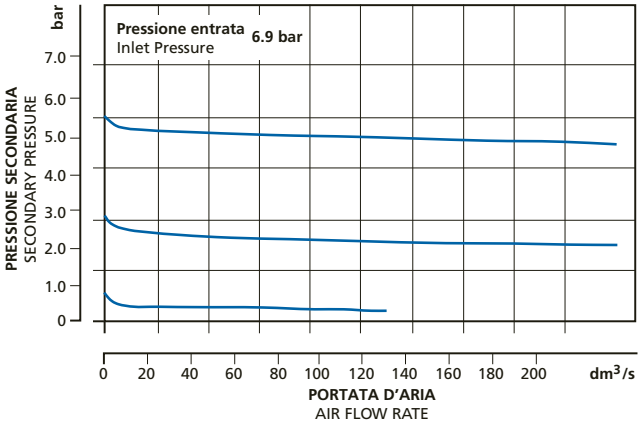

DIMENSIONI - DIMENSIONS

Art.	A	B	C	D	E	F	H
F500/1	110	67	218,9	44	263	34	31,2

avvertenza – warning

La rottura del prodotto può causare gravi lesioni. Non collegare il regolatore a bombole a gas.
Non superare la massima pressione consigliata.
Product rupture can cause serious injury. Do not connect regulator to bottled gas. Do not exceed maximum primary pressure rating.

Misura Size	Pressione regolazione Adjusting Range Pressure	Massima pressione di ingresso Maximum Supply Pressure	Temperatura di esercizio Operating Temperature	Uscita Manometro Gauge Port	Peso Weight	Materiale costruttivo Materials of Construction	€
1”	0 - 12,4 bar	20,7 bar	0° - 65.5°C	1/4” F	2,7 kg	Corpo/Body: zinco / zinc Coperchio/Bonnet: zinco / zinc	-

F500/2 Regolatore con Relieving 1”½
Regulator with Relieving 1”½



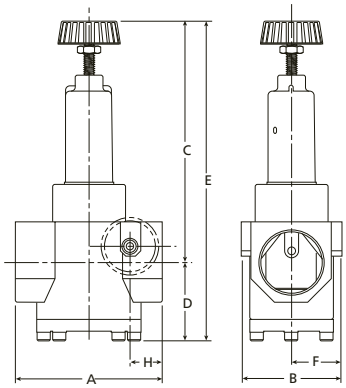

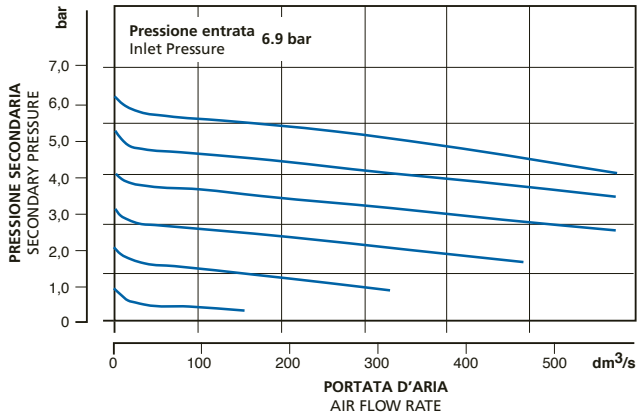

DIMENSIONI - DIMENSIONS

Art.	A	B	C	D	E	F	H
F500/2	135	92	230	72	302	43	29,2

avvertenza – warning

La rottura del prodotto può causare gravi lesioni. Non collegare il regolatore a bombole a gas.
Non superare la massima pressione consigliata.
Product rupture can cause serious injury. Do not connect regulator to bottled gas. Do not exceed maximum primary pressure rating.

Misura Size	Pressione regolazione Adjusting Range Pressure	Massima pressione di ingresso Maximum Supply Pressure	Temperatura di esercizio Operating Temperature	Uscita Manometro Gauge Port	Peso Weight	Materiale costruttivo Materials of Construction	€
1”½	0 - 12,4 bar	20,7 bar	0° - 65.5°C	1/4” F	4,9 kg	Corpo/Body: zinco / zinc Coperchio/Bonnet: zinco / zinc	-

20.9 Serie WILKERSON
WILKERSON Range

F500/3 Regolatore con Relieving 2"
Regulator with Relieving 2"



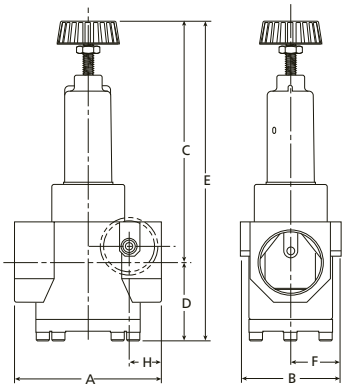

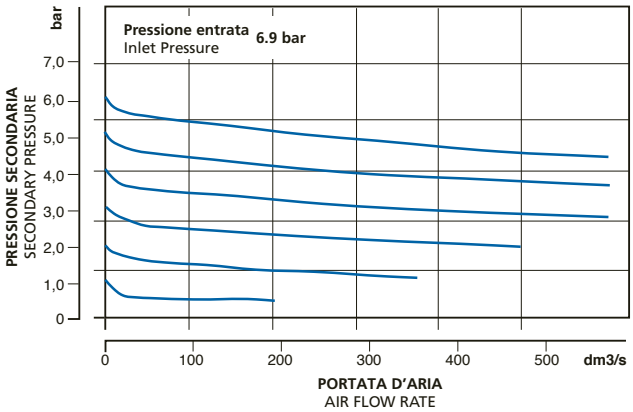

DIMENSIONI - DIMENSIONS

Art.	A	B	C	D	E	F	H
F500/3	135	92	230	72	302	43	29,2

avvertenza – warning

La rottura del prodotto può causare gravi lesioni. Non collegare il regolatore a gas in bombole.
Non superare la massima pressione consigliata.
Product rupture can cause serious injury. Do not connect regulator to bottled gas. Do not exceed maximum primary pressure rating.

Misura Size	Pressione regolazione Adjusting Range Pressure	Massima pressione di ingresso Maximum Supply Pressure	Temperatura di esercizio Operating Temperature	Uscita Manometro Gauge Port	Peso Weight	Materiale costruttivo Materials of Construction	€
2"	0 - 12,4 bar	20,7 bar	0° - 65.5°C	1/4" F	4,9 kg	Corpo/Body: zinco / zinc Coperchio/Bonnet: zinco / zinc	-

F502/1 Filtro - SCARICO MANUALE 1"
Filter - MANUAL DRAIN 1"

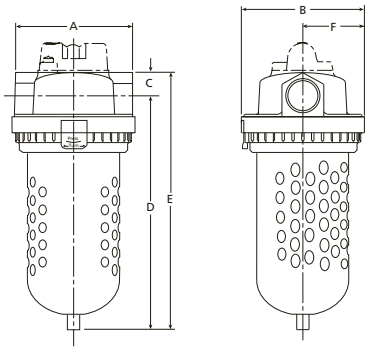

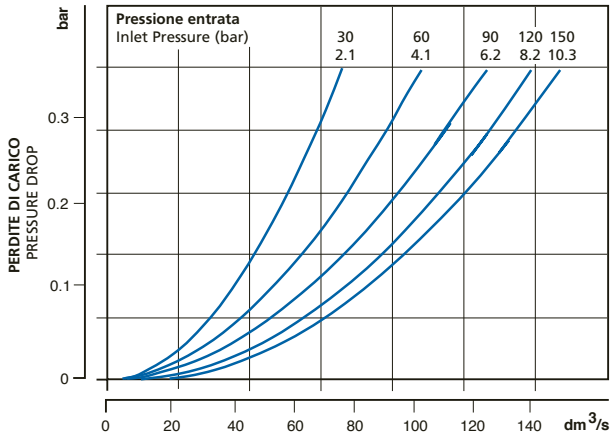

DIMENSIONI - DIMENSIONS

Art.	A	B	C	D	E	F
F502/1	118	122	24	228	251	61

Misura Size	Massima pressione di ingresso Max. Supply Pressure	Temperatura di esercizio Operating Temperature	Filtrazione standard Standard Filtration	Peso Weight	€
1"	10,3 bar	0° - 52°C	5 micron	2,5 kg	-

Materiale costruttivo Materials of Construction	
	Corpo/Body: zinco / zinc
	Tazza/Bowl: policarbonato + protezione metallica / Polycarbonate + metallic protection

20.9 Serie WILKERSON
WILKERSON Range

F502/2 Filtro - SCARICO AUTOMATICO 1"½"
Filter - AUTOMATIC DRAIN 1"½"

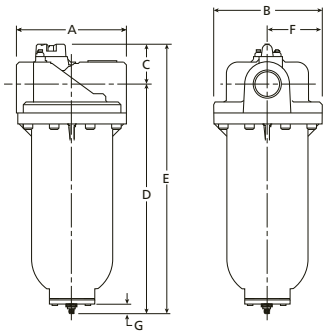

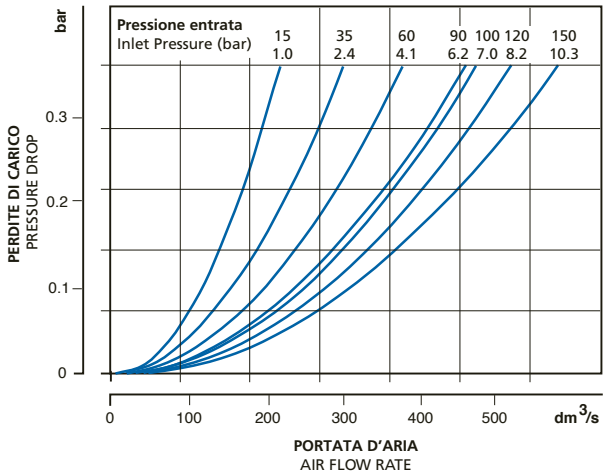

DIMENSIONI - DIMENSIONS

Art.	A	B	C	D	E	F	G
F502/2	198	197	71	398,5	470	98,6	14

Misura Size	Massima pressione di ingresso Maximum Supply Pressure	Temperatura di esercizio Operating Temperature	Filtrazione standard Standard Filtration	Peso Weight	€
1"½"	17,2 bar	0° - 65.5°C	5 micron	8,7 kg	-

Materiale costruttivo Materials of Construction	
	Corpo/Body: alluminio/aluminium
	Tazza/Bowl: alluminio/aluminium

F502/3 Filtro - SCARICO AUTOMATICO 2"
Filter - AUTOMATIC DRAIN 2"

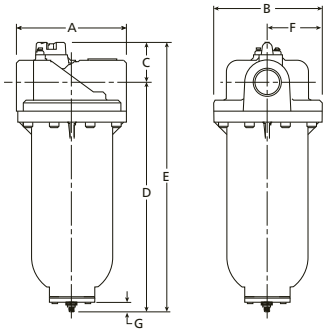

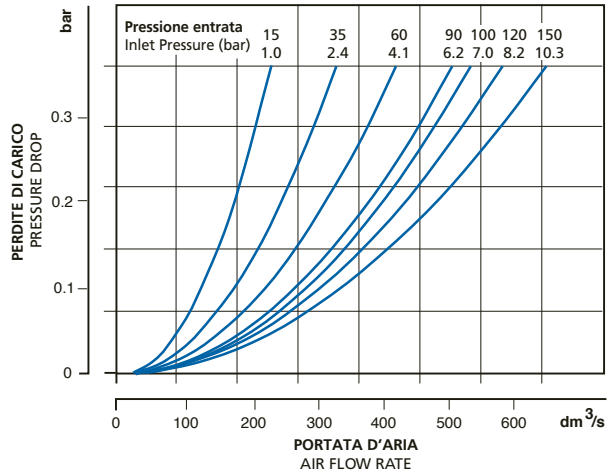

DIMENSIONI - DIMENSIONS

Art.	A	B	C	D	E	F	G
F502/3	198	197	71	398,5	470	98,6	14

Misura Size	Massima pressione di ingresso Maximum Supply Pressure	Temperatura di esercizio Operating Temperature	Filtrazione standard Standard Filtration	Peso Weight	€
2"	17,2 bar	0° - 65.5°C	5 micron	8,7 kg	-

Materiale costruttivo Materials of Construction	
	Corpo/Body: alluminio/aluminium
	Tazza/Bowl: alluminio/aluminium

20.9 Serie WILKERSON
WILKERSON Range

F503/1 Lubrificatore 1"
Lubricator 1"

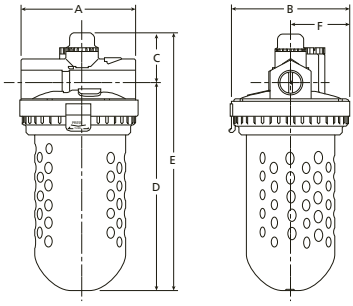

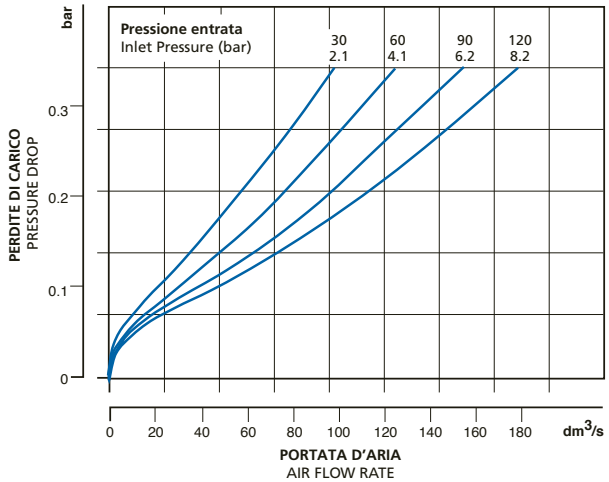

DIMENSIONI - DIMENSIONS

Art.	A	B	C	D	E	F
F503/1	117	122	50	212	264	61

Misura Size	Massima pressione di ingresso Maximum Supply Pressure	Temperatura di esercizio Operating Temperature	Capacità tazza Bowl capacity	Peso Weight	€
1"	10,3 bar	0° - 52°C	0,76 Lt	2,54 kg	-

Materiale costruttivo Materials of Construction	
	Corpo/Body: zinco / zinc
	Tazza/Bowl: policarbonato + protezione metallica / Polycarbonate + metallic protection

F503/2 Lubrificatore 1"½"
Lubricator 1"½"

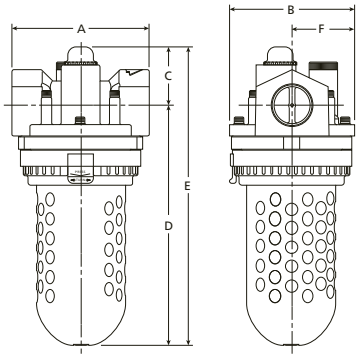

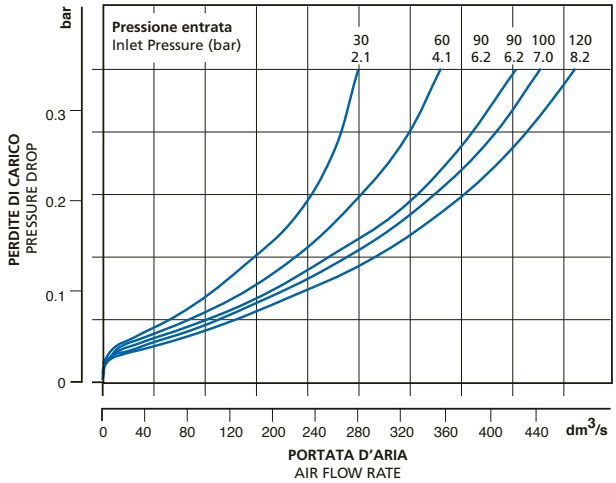

DIMENSIONI - DIMENSIONS

Art.	A	B	C	D	E	F
F503/2	140	122	58	239	296	61

Misura Size	Massima pressione di ingresso Max. Supply Pressure	Flusso max. lubrificazione Minimum Flow for Lubrication	Temperatura di esercizio Operating Temperature	Capacità tazza Bowl capacity	Uscita Port Size	Peso Weight	€
1"½"	10,3 bar	100 PSIG	0° - 52°C	0,76 Lt	1"1/2"	4,3 kg	-

Materiale costruttivo Materials of Construction	
	Corpo/Body: zinco / zinc
	Tazza/Bowl: policarbonato / Polycarbonate

20.9 Serie WILKERSON
WILKERSON Range

F503/3 Lubrificatore 2"
Lubricator 2"

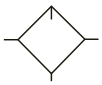

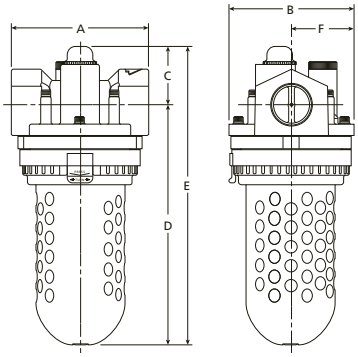

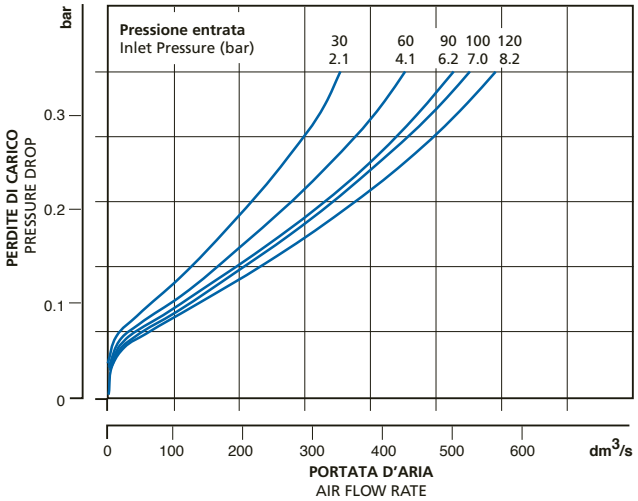

DIMENSIONI - DIMENSIONS

Art.	A	B	C	D	E	F
F503/3	140	127	67	246	313	64

Misura Size	Massima pressione di ingresso Max. Supply Pressure	Temperatura di esercizio Operating Temperature	Capacità tazza Bowl capacity	Uscita Port Size	Peso Weight	€
2"	10,3 bar	0° - 52°C	0,76 Lt	2"	4,6 kg	-

Materiale costruttivo Materials of Construction	Corpo/Body: zinco / zinc
	Tazza/Bowl: policarbonato + protezione metallica / Polycarbonate + metallic protection

21.1 Riduttori di pressione
Pressure regulators

F200 Riduttore di pressione micro con 1 uscita
Micro pressure regulator with 1 outlet



Art.	Modello / Model	€
F200/1	Riduttore senza rubinetti Regulator without taps	-
F200/2	Riduttore senza rubinetti e senza manometro Regulator without taps and gauges	-
F200/3	Riduttore con 1 rubinetto a spillo in ottone Regulator with 1 brass needle valve	-
F200/4	Riduttore con 1 rubinetto rapido universale Regulator with 1 universal quick coupler	-
F200/5	Riduttore con 1 rubinetto a corsoio Regulator with 1 sliding tap	-

F200B Riduttore di pressione micro con 2 uscite
Micro pressure regulator with 2 outlets



Art.	Modello / Model	€
F200B/1	Riduttore senza rubinetti Regulator without taps	-
F200B/2	Riduttore senza rubinetti e senza manometro Regulator without taps and gauges	-
F200B/3	Riduttore con 2 rubinetti a spillo in ottone Regulator with 2 brass needle valves	-
F200B/4	Riduttore con 2 rubinetti rapidi universali Regulator with 2 universal quick couplers	-
F200B/5	Riduttore con 2 rubinetti a corsoio Regulator with 2 sliding taps	-

F201 Riduttore di pressione micro senza manometro con ghiera graduata
Micro pressure regulator with graduate ring and without gauge



Art.	Modello / Model	€
F201/1	Riduttore senza rubinetti Regulator without taps	-
F201/3	Riduttore con 1 rubinetto a spillo in ottone Regulator with 1 brass needle valve	-
F201/4	Riduttore con 1 rubinetto rapido universale Regulator with 1 universal quick coupler	-

F202 Riduttore di pressione da 3/8”
Pressure regulator 3/8”

Art.	Modello / Model	€
F202/1	Riduttore senza rubinetti Regulator without taps	-
F202/2	Riduttore senza rubinetti e senza manometro Regulator without taps and gauges	-
F202/3	Riduttore con 2 rubinetti a spillo in ottone Regulator with 2 brass needle valves	-
F202/4	Riduttore con 2 rubinetti rapidi universali Regulator with 2 universal quick couplers	-
F202/5	Riduttore con 2 rubinetti a corsoio Regulator with 2 sliding taps	-

21.1 Riduttori di pressione
Pressure regulators

F203 Riduttore di pressione da 1/2" con attacco inferiore
Pressure regulator 1/2" with lower air inlet

Art.	Modello / Model	€
F203/1	Riduttore senza rubinetti Regulator without taps	-
F203/2	Riduttore senza rubinetti e senza manometro Regulator without taps and gauges	-
F203/3	Riduttore con 2 rubinetti a spillo in ottone Regulator with 2 brass needle valves	-
F203/4	Riduttore con 2 rubinetti rapidi universali Regulator with 2 universal quick couplers	-
F203/5	Riduttore con 2 rubinetti a corsoio Regulator with 2 sliding taps	-

F204 Riduttore di pressione da 1/2" con attacco posteriore
Pressure regulator 1/2" with rear connection

Art.	Modello / Model	€
F204/1	Riduttore senza rubinetti Regulator without taps	-
F204/2	Riduttore senza rubinetti e senza manometro Regulator without taps and gauges	-
F204/3	Riduttore con 2 rubinetti a spillo in ottone Regulator with 2 brass needle valves	-
F204/4	Riduttore con 2 rubinetti rapidi universali Regulator with 2 universal quick couplers	-
F204/5	Riduttore con 2 rubinetti a corsoio Regulator with 2 sliding taps	-

F220 Filtro per compressore
Compressor filter

Art.	Misura / Size	€
F220/1	3/8"	-
F220/2	1/2"	-

21.2 Valvole di sicurezza e di ritegno
Security and non-return valves

D100 Valvola di sicurezza libera
Security valve with free setting

Campo di regolazione: **6-12 bar**
Setting range: **6-12 bar**

Art.	Misura / Size	€
D100/1	1/8"	-
D100/2	1/4"	-
D100/3	3/8"	-
D100/4	1/2"	-
D100/5	3/4"	-
D100/6	1"	-

D101 Valvola di sicurezza tarata e bloccata
Security valve calibrated and locked

Tarature diverse disponibili su richiesta
On request different settings available

Art.	Misura Size	Bar	€
D101/1	1/8"	8	-
D101/2	1/4"	8	-
D101/3	3/8"	11	-
D101/4	1/2"	11	-
D101/5	3/4"	11	-
D101/6	1"	11	-

D102 Valvola di sicurezza tarata e bloccata con anello scarico manuale
Security valve calibrated and locked with ring for manual blowdown



Tarature diverse disponibili su richiesta
On request different settings available

Art.	Misura Size	Bar	€
D102/1	1/8"	8	-
D102/2	1/4"	8	-
D102/3	3/8"	11	-
D102/4	1/2"	11	-
D102/5	3/4"	11	-
D102/6	1"	11	-

D105 Valvola di sicurezza **certificata*** con anello
Security valve **certified*** with ring

Certificata PED
PED Certified

Art.	Misura Size	Bar	€
D105/1	1/4"	8	-
D105/2	3/8"	11	-
D105/3	1/2"	11	-
D105/4	3/4"	11	-
D105/5	1"	11	-

Tarature diverse disponibili su richiesta
On request different settings available

*) Certificato per Lotto di Produzione
*) Production Lot Certified

D110 Valvola di ritegno verticale **maschio-femmina**
Vertical non-return valve **male-female**

Art.	Misura Size		Pastiglia Pad	€
D110/1	1/2"F	3/8"M	D120/3	-
D110/2	1/2"F	1/2"M	D120/4	-
D110/3	3/4"F	1/2"M	D120/4	-
D110/4	3/4"F	3/4"M	D120/4	-

D111 Valvola di ritegno verticale **femmina-femmina**
Vertical non-return valve **female-female**



Art.	Misura Size		Pastiglia Pad	€
D111/1	1"F	1"F	D120/5	-

D112 Valvola di ritegno verticale **maschio-maschio**
Vertical non-return valve **male-male**



Art.	Misura Size		Pastiglia Pad	€
D112/1	1/2"M	3/8"M	D120/2	-
D112/2	3/4"M	1/2"M	D120/4	-
D112/3	1"M	3/4"M	D120/5	-

D113 Valvola di ritegno orizzontale **maschio-maschio**
Horizontal non-return valve **male-male**



Art.	Misura Size		Pastiglia Pad	€
D113/1	3/8"M	3/8"M	D120/1	-
D113/2	1/2"M	3/8"M	D120/1	-
D113/3	1/2"M	1/2"M	D120/3	-
D113/4	3/4"M	1/2"M	D120/3	-

D120 Pastiglie in viton per valvole ritegno
Viton pad for non-return valves

Art.	Misura/ Size	€
D120/1	15,5x8,5 (Q10)	-
D120/2	15,5x6,5 (Q15)	-
D120/3	17x9 (Q20)	-
D120/4	20,5x8 (Q25)	-
D120/5	26x10 (Q30)	-

D121 Ogiva bicono
Biconic ogive

Art.	Misura/ Size	€
D121/1	6	-

21.3 Valvole e nippli tubo rame
Valves and copper tube nipples

D124 Nipplo per tubo rame
Nipple for copper tube



Art.	Misura / Size	€
D124/1	3/8"x 3/8"	-
D124/2	1/2"x 1/2"	-
D124/3	3/4"x 3/4"	-

D125 Dado bloccaggio tubo bordato per D124
Lock nut for tube suitable for D124

Art.	Misura / Size		€
D125/1	3/8"	10	-
D125/2	3/8"	12	-
D125/3	1/2"	12	-
D125/4	1/2"	14	-
D125/5	1/2"	15	-
D125/6	3/4"	16	-
D125/7	3/4"	18	-
D125/8	3/4"	20	-

D130 Valvola di scarico rapido
Quick exhaust valve



Art.	Misura / Size	€
D130/1	1/8"	-
D130/2	1/4"	-

D131 Guarnizione per valvola di scarico rapido
Gasket for quick exhaust valve

Art.	Misura / Size	€
D131/1	1/8"	-
D131/2	1/4"	-

D132 Guarnizione nylon per valvola di scarico rapido
Nylon gasket for quick exhaust valve

Art.	Misura / Size	€
D132/1	24x20	-
D132/2	28,5x24	-

D135 Valvola automatica di scarico
Automatic exhaust valve

Art.	Misura Size	Bar	€
D135/1	1/4"	2	-
D135/2	3/8"	1,5	-

D140 Valvola a corsoio
Slide valve



Art.	Misura / Size	€
D140/1	1/8"	-
D140/2	1/4"	-
D140/3	3/8"	-
D140/4	1/2"	-

D145 Valvola per marcia a vuoto
Valve for idle-running devic

Art.	Misura / Size	€
D145/1	3/8"	-
D145/2	1/2"	-
D145/3	3/4"	-
D145/5	1"1/4"	-

Taratura/Setting **8-10 bar**

D146 Valvola pilota
Pilot valve

Art.	Misura / Size	€
D146/1	1/4"	-

21.4 Pressostati e ricambi
Pressure switches and spare parts

D150 Pressostato **bipolare**
Bipolar pressure switch

Art.	Descrizione Description		€
D150/1	1 Via	Pulsante	-
	1 Way	Switch	
D150/2	4 Vie	Pulsante	-
	4 Ways	Switch	

Taratura/Setting **6-8 bar**

D155 Pressostato **tripolare**
Tripolar pressure switch

Art.	Descrizione Description		€
D155/1	1 Via	Pulsante	-
	1 Way	Switch	
D155/2	4 Vie	Pulsante	-
	4 Ways	Switch	

Taratura/Setting **8-10 bar**

D158 Pressostato **bipolare** con protezione termica
Bipolar pressure switch with thermic protection

Art.		Descrizione Description		€
D158/1	7A	1 Via	Pulsante	-
		1 Way	Switch	
D158/2	7A	4 Vie	Pulsante	-
		4 Ways	Switch	
D158/3	8A	1 Via	Pulsante	-
		1 Way	Switch	
D158/4	8A	4 Vie	Pulsante	-
		4 Ways	Switch	
D158/5	10A	1 Via	Pulsante	-
		1 Way	Switch	
D158/6	10A	4 Vie	Pulsante	-
		4 Ways	Switch	
D158/7	15A	1 Via	Pulsante	-
		1 Way	Switch	
D158/8	15A	4 Vie	Pulsante	-
		4 Ways	Switch	

Taratura/Setting **6-8 bar**

D160 Calotta per pressostato
Cover for pressure switch

Art.	Descrizione Description		€
D160/1	Bipolare	Pulsante	-
	Bipolar	Switch	
D160/2	Tripolare	Pulsante	-
	Tripolar	Switch	
D160/3*	Tripolare/Tripolar		-
D160/4	Bipolare con termica		-
	Bipolar + thermic protection		

* senza pulsante
without switch

D170 Pressostato tripolare con termica 3 vie
Pressure switch with 3 ways thermic protection

Art.	Descrizione Description	€
D170/1	2,5-4 A	-
D170/2	4-6,3 A	-
D170/3	6,3-10 A	-
D170/5	9-14 A	-
D170/6	13-18 A	-

Taratura/Setting **8-10 bar**

D175 Pressostato tripolare con termica 4 vie **Mignon**
Pressure switch with **Mignon** 4 ways thermic protection

Art.	Descrizione Description	€
D175/1	4-6,3 A	-
D175/2	6,3-10 A	-
D175/3	10-16 A	-

Taratura/Setting **8-10 bar**

D182 Pressostato **bipolare Condor** MDR-1 **compatto**
Bipolar compact pressure switch **Condor** MDR-1



Art.	Descrizione Description	€
D182/1	1 via	-
D182/2	4 vie	-

Dimensioni/Size
cm 8,5x5,5x10 h

Taratura/Setting **6-8 bar**

D184 Pressostato **bipolare Condor** MDR-2
Bipolar pressure switch **Condor** MDR-2

Art.	Descrizione Description	€
D184/1	1 via	-
D184/2	4 vie	-

Taratura/Setting **6-8 bar**

21.5 Manometri
Pressure gauges

D200 Manometro con attacco posteriore maschio conico
Pressure gauge conical male rear connection

Art.	Misura Size	Taratura Setting	€
D200/1	1/8" ø 40	0-12 bar	-
D200/1A	1/8" ø 40	0-15 bar	-
D200/1C	1/8" ø 40	0-4 bar	-
D200/1F	1/8" ø 40	0-2,5 bar	-
D200/2	1/8" ø 50	0-12 bar	-
D200/3	1/4" ø 50	0-12 bar	-
D200/31	1/4" ø 50	0-16 bar	-
D200/3A	1/4" ø 63	0-1 bar	-
D200/3B	1/4" ø 63	0-2,5 bar	-
D200/3C	1/4" ø 63	0-4 bar	-
D200/3D	1/4" ø 63	0-10 bar	-
D200/4	1/4" ø 63	0-12 bar	-
D200/4A	1/4" ø 63	0-16 bar	-
D200/5	1/4" ø 63	0-20 bar	-

Cassa in ABS
ABS case

D210 Manometro con attacco radiale maschio conico
Pressure gauge conical male radial connection

Art.	Misura Size	Taratura Setting	€
D210/A	1/4" ø 63	0-1 bar	-
D210/B	1/4" ø 63	0-2,5 bar	-
D210/1	1/4" ø 63	0-4 bar	-
D210/1A	1/4" ø 63	0-6 bar	-
D210/2	1/4" ø 63	0-10 bar	-
D210/3	1/4" ø 63	0-12 bar	-
D210/4	1/4" ø 63	0-16 bar	-
D210/5	1/4" ø 63	0-20 bar	-
D210/6	1/4" ø 50	0-12 bar	-
D210/25	1/8" ø 40	0-16 bar	-

Cassa in ABS
ABS case

D215 Manometro attacco radiale maschio conico a bagno di glicerina
Pressure gauge conical male radial connection in glycerine



Art.	Misura Size	Taratura Setting	€
D215/1	1/4" ø 63	0-2,5bar	-
D215/2	1/4" ø 63	0-4 bar	-
D215/3	1/4" ø 63	0-6 bar	-
D215/4	1/4" ø 63	0-10 bar	-
D215/5	1/4" ø 63	0-16 bar	-
D215/6	1/4" ø 63	0-25 bar	-
D215/7	1/4" ø 63	0-40 bar	-
D215/8	1/4" ø 63	0-60 bar	-
D215/9	1/4" ø 63	0-100 bar	-
D215/9A	1/4" ø 63	0-160 bar	-
D215/10	1/4" ø 63	0-250 bar	-
D215/11	1/4" ø 63	0-400 bar	-
D215/12	1/4" ø 63	0-600 bar	-

Cassa INOX
INOX case

a bagno di glicerina
in glycerine

D220 Manometro attacco posteriore maschio conico a bagno di glicerina
Pressure gauge conical male rear connection in glycerine

Art.	Misura Size	Taratura Setting	€
D220/1	1/4" ø 63	0-2,5bar	-
D220/2	1/4" ø 63	0-4 bar	-
D220/3	1/4" ø 63	0-6 bar	-
D220/4	1/4" ø 63	0-10 bar	-
D220/5	1/4" ø 63	0-16 bar	-
D220/6	1/4" ø 63	0-25 bar	-
D220/7	1/4" ø 63	0-40 bar	-
D220/8	1/4" ø 63	0-60 bar	-
D220/9	1/4" ø 63	0-100 bar	-
D220/9A	1/4" ø 63	0-160 bar	-
D220/10	1/4" ø 63	0-250 bar	-
D220/11	1/4" ø 63	0-400 bar	-
D220/12	1/4" ø 63	0-600 bar	-

Cassa INOX
INOX case

a bagno di glicerina
in glycerine

D224 Manometro per vuoto con attacco posteriore
Vacuum pressure gauge rear connection

Art.	Misura Size	Taratura Setting	€
D224/1	1/4" ø 63	-1÷0 bar	-

Cassa INOX
INOX case

a bagno di glicerina
in glycerine

D225 Manometro per vuoto con attacco radiale
Vacuum pressure gauge radial connection

Art.	Misura Size	Taratura Setting	€
D225/1	1/4" ø 63	-1÷0 bar	-
D225/2	1/2" ø 100	-1÷0 bar	-

Cassa INOX
INOX case

a bagno di glicerina
in glycerine

21.5 Manometri
Pressure gauges

D230 Manometro attacco radiale maschio conico a bagno di glicerina
Pressure gauge conical male radial connection in glycerine



Art.	Misura Size	Taratura Setting	€
D230/1	1/2" ø 100	0-2,5bar	-
D230/2	1/2" ø 100	0-4 bar	-
D230/3	1/2" ø 100	0-6 bar	-
D230/4	1/2" ø 100	0-10 bar	-
D230/5	1/2" ø 100	0-16 bar	-
D230/6	1/2" ø 100	0-25 bar	-
D230/7	1/2" ø 100	0-40 bar	-
D230/8	1/2" ø 100	0-60 bar	-
D230/9	1/2" ø 100	0-100 bar	-
D230/10	1/2" ø 100	0-250 bar	-
D230/11	1/2" ø 100	0-400 bar	-
D230/12	1/2" ø 100	0-600 bar	-

Cassa INOX
INOX case

a bagno di glicerina
in glycerine

D235 Manometro attacco posteriore maschio conico a bagno di glicerina
Pressure gauge conical male rear connection in glycerine

Art.	Misura Size	Taratura Setting	€
D235/1	1/2" ø 100	0-2,5bar	-
D235/2	1/2" ø 100	0-4 bar	-
D235/3	1/2" ø 100	0-6 bar	-
D235/4	1/2" ø 100	0-10 bar	-
D235/5	1/2" ø 100	0-16 bar	-
D235/6	1/2" ø 100	0-25 bar	-
D235/7	1/2" ø 100	0-40 bar	-
D235/8	1/2" ø 100	0-60 bar	-
D235/9	1/2" ø 100	0-100 bar	-
D235/10	1/2" ø 100	0-250 bar	-
D235/11	1/2" ø 100	0-400 bar	-
D235/12	1/2" ø 100	0-600 bar	-

Cassa INOX
INOX case

a bagno di glicerina
in glycerine

D300 Nastro teflon in **confezione da 10 pezzi**
Teflon tape **10 pcs. pack**

Art.	Misura / Size	€
D300/1	12 mm x 12 mt x 0,076 mm	-
D300/2	12 mm x 10 mt x 0,076 mm	-
D300/3	19 mm x 15 mt x 0,20 mm	-

D400 Fascetta stringitubo
Rubber hose tightener

Art.	Misura / Size	€
D400/1	7-9 mm	-
D400/2	9-11 mm	-
D400/3	10-12 mm	-
D400/4	11-13 mm	-
D400/5	13-15 mm	-
D400/7	15-18 mm	-
D400/8	17-20 mm	-
D400/9	20-23 mm	-
D400/10	23-26 mm	-
D400/11	26-29 mm	-
D400/12	28-31 mm	-

D301 Sigillante liquido ad alta resistenza
Liquid sealant high strength

Art.	Confezione / Pack	€
D301/1	50 ml	-

D500 Olio speciale per lubrificatori
Special oil for lubricators

Art.	Confezione / Pack	€
D500/1	**06** fustini da **1** litro **06** tanks of **1** litre	-
D500/4	**01** fustino da **5** litri **01** tank of **5** litres	-

info

Disponibili per spirali anche i rubinetti rapidi universali (art. A323, A362) e gli innesti rapidi (art. A344, A367) vedi capitoli 13, 14 e 16.
Quick coupling for spiral hose: see our item (art. A323, A362) and (art. A344, A367) under chapters 13, 14 and 16.

A380 Raccordo per spirale **maschio**
Joint for spiral hose **male** thread

Art.	Misura / Size		€
A380/1	1/4"	6x4	-
A380/2	1/4"	8x6	-
A380/3	1/4"	10x8	-
A380/4	1/4"	12x10	-
A380/5	3/8"	10x8	-
A380/6	3/8"	12x10	-

A380B Raccordo **maschio** per spirale in **poliuretano**
Joint for **polyurethane** spiral hose **male** thread

Art.	Misura / Size		€
A380B/1	1/4"	8x5	-
A380B/2	1/4"	10x6,5	-
A380B/3	1/4"	12x8	-

Per spirali in poliuretano
For polyurethane spiral hose

A381 Raccordo per spirale **maschio girevole**
Joint for spiral hose **male** thread **rotating**

Art.	Misura / Size		€
A381/1	1/4"	6x4	-
A381/2	1/4"	8x6	-
A381/3	1/4"	10x8	-
A381/4	3/8"	12x10	-

A381B Raccordo **maschio** girevole per spirale in **poliuretano**
Joint for **polyurethane** spiral hose **male** thread rotating

Art.	Misura / Size		€
A381B/1	1/4"	8x5	-
A381B/2	1/4"	10x6,5	-
A381B/3	1/4"	12x8	-
A381B/4	3/8"	12x8	-
A381B/5	3/8"	16x11	-
A381B/6	1/2"	19x13	-

Per spirali in poliuretano
For polyurethane spiral hose

A382 Raccordo per spirale **femmina**
Joint for spiral hose **female** thread

Art.	Misura / Size		€
A382/1	1/4"	6x4	-
A382/2	1/4"	8x6	-
A382/3	1/4"	10x8	-
A382/4	3/8"	12x10	-

A382B Raccordo **femmina** per spirale in **poliuretano**
Joint for **polyurethane** spiral hose **female** thread

Art.	Misura / Size		€
A382B/1	1/4"	8x5	-
A382B/2	1/4"	10x6,5	-
A382B/3	1/4"	12x8	-

Per spirali in poliuretano
For polyurethane spiral hose

A383 Raccordo per spirale **femmina** girevole
Joint for spiral hose **female** thread rotating

Art.	Misura / Size		€
A383/1	1/4"	8x6	-
A383/3	1/4"	10x8	-
A383/4	3/8"	8x6	-

A383B Raccordo **femmina** girevole per spirale in **poliuretano**
Joint for **polyurethane** spiral hose **female** thread rotating

Art.	Misura / Size		€
A383B/1	1/4"	8x5	-
A383B/2	1/4"	10x6,5	-
A383B/3	1/4"	12x8	-

Per spirali in poliuretano
For polyurethane spiral hose

A384 Raccordo per spirale attacco a baionetta
Joint for spiral hose with bayonet joint

Art.	Misura / Size	€
A384/1	6x4	-
A384/2	8x6	-
A384/3	10x8	-
A384/4	12x10	-

A385 Raccordo per spirale attacco a baionetta girevole
Joint for spiral hose with bayonet joint rotating

Art.	Misura / Size	€
A385/1	8x6	-
A385/2	10x8	-

A385B Raccordo per spirale in poliuretano attacco a baionetta girevole
Joint for polyurethane spiral hose with bayonet joint rotating

Art.	Misura / Size	€
A385B/1	8x5	-
A385B/2	10x6,5	-
A385B/3	12x8	-

Per spirali in poliuretano
For polyurethane spiral hose

L100 Tubo spirale PA12
PA12 spiral hose

Art.	Misura / Size	Diametro esterno External diameter	Lunghezza in mt. Length (mt.)	€
L100/1	6x4	60	10	-
L100/3	6x4	60	15	-
L100/5	6x4	60	30	-
L100/10	8x6	90	5	-
L100/11	8x6	90	10	-
L100/13	8x6	90	15	-
L100/15	8x6	90	30	-
L100/18	10x8	110	5	-
L100/20	10x8	110	10	-
L100/22	10x8	110	15	-
L100/24	10x8	110	30	-
L100/30	12x10	140	10	-
L100/32	12x10	140	15	-
L100/33	12x10	140	30	-

L101 Tubo spirale PA12 raccordato con 2 maschi da 1/4"
PA12 spiral hose with 2 male fittings 1/4"

Art.	Misura / Size	Diametro esterno External diameter	Lunghezza in mt. Length (mt.)	€
L101/5	8x6	90	5	-
L101/10	8x6	90	10	-
L101/15	8x6	90	15	-
L101/20	10x8	110	5	-
L101/25	10x8	110	10	-
L101/30	10x8	110	15	-
L101/35	12x10	140	10	-

L102 Tubo spirale PA12 raccordato con 2 attacchi a baionetta
PA12 spiral hose with 2 bayonet fittings

Art.	Misura / Size	Diametro esterno External diameter	Lunghezza in mt. Length (mt.)	€
L102/5	8x6	90	10	-
L102/10	8x6	90	15	-
L102/20	10x8	110	10	-
L102/25	10x8	110	15	-

L105 Tubo spirale PA12 raccordato con 1 Innesto rapido tedesco e 1 Rubinetto rapido universale
PA12 spiral hose with 1 German quick coupling and 1 Universal quick tap

Art.	Misura / Size	Lunghezza in mt. Length (mt.)	€
L105/1	8x6	5	-
L105/5	8x6	15	-
L105/10	8x6	30	-
L105/15	10x8	5	-
L105/20	10x8	15	-
L105/25	10x8	30	-

L106 Tubo spirale PA126 - solo per aria compressa
PA126 spiral hose - for compressed air only

TECHNICAL

Art.	Misura / Size	Diametro esterno External diameter	Lunghezza in mt. Length (mt.)	€
L106/5	8x6	90	10	-
L106/6	8x6	90	15	-
L106/7	8x6	90	30	-
L106/10	10x8	110	10	-
L106/11	10x8	110	15	-
L106/12	10x8	110	30	-
L106/15	12x10	140	10	-
L106/16	12x10	140	15	-
L106/17	12x10	140	30	-

L110 Tubo spirale Nylon
Nylon spiral hose

NYLON

Art.	Misura / Size	Diametro esterno External diameter	Lunghezza in mt. Length (mt.)	€
L110/2	8x6	90	15	-
L110/4	8x6	90	30	-
L110/6	10x8	110	15	-
L110/8	10x8	110	30	-

L111 Tubo spirale Nylon **raccordato con 2 attacchi a baionetta**
Nylon spiral hose **with 2 bayonet joints**

NYLON

Art.	Misura / Size	Diametro esterno External diameter	Lunghezza in mt. Length (mt.)	€
L111/5	8x6	90	5	-
L111/10	8x6	90	10	-
L111/15	8x6	90	15	-
L111/20	10x8	110	5	-
L111/25	10x8	110	10	-

L112 Tubo spirale Nylon raccordato con 1 Innesto tedesco e 1 Rubinetto rapido universale
Nylon spiral hose with 1 German coupling and 1 Universal quick tap

NYLON

Art.	Misura / Size	Diametro esterno External diameter	Lunghezza in mt. Length (mt.)	€
L112/1	8x6	90	5	-
L112/2	8x6	90	10	-

L115 Tubo spirale in poliuretano (mt. 4) senza raccordi
Polyurethane spiral hose (4 mt.) without fittings

Art.	Misura / Size	Diametro esterno External diameter	Lunghezza codolo One tail length	€
L115/5	6x4	35	400 mm x 150	-
L115/10	8x5	47	400 mm x 150	-
L115/15	10x6,5	55	400 mm x 150	-
L115/20	12x8	76	400 mm x 150	-
L115/25	16x11	109	400 mm	-
L115/30	19x13	150	400 mm	-

L117 Tubo spirale in poliuretano (mt. 8) senza raccordi
Polyurethane spiral hose (8 mt.) without fittings

Art.	Misura / Size	Diametro esterno External diameter	Lunghezza codolo One tail length	€
L117/5	6x4	35	400 mm x 150	-
L117/10	8x5	47	400 mm x 150	-
L117/15	10x6,5	55	400 mm x 150	-
L117/20	12x8	76	400 mm x 150	-
L117/25	16x11	109	400 mm	-
L117/30	19x13	150	400 mm	-

L119 Tubo spirale in poliuretano (mt. 12) senza raccordi
Polyurethane spiral hose (12 mt.) without fittings

Art.	Misura / Size	Diametro esterno External diameter	Lunghezza codolo One tail length	€
L119/5	6x4	35	400 mm x 150	-
L119/10	8x5	47	400 mm x 150	-
L119/15	10x6,5	55	400 mm x 150	-
L119/20	12x8	76	400 mm x 150	-
L119/25	16x11	109	400 mm	-
L119/30	19x13	150	400 mm	-

L119B Tubo spirale in poliuretano (mt. 17) senza raccordi
Polyurethane spiral hose (17 mt.) without fittings

Art.	Misura / Size	Diametro esterno External diameter	Lunghezza codolo One tail length	€
L119B/5	6x4	38	400 mm	-
L119B/10	8x5	58	400 mm	-
L119B/15	10x6,5	74	400 mm	-
L119B/20	12x8	92	400 mm	-
L119B/25	16x11	109	400 mm	-
L119B/30	19x13	150	400 mm	-

Mod. PROFESSIONALE con raccordo girevole con portamolla

PROFESSIONAL mod. with rotating fitting with springholder

L120 Tubo spirale in poliuretano (mt. 4) raccordato con 2 attacchi maschi
Polyurethane spiral hose (4 mt.) with 2 male fittings

PU

Art.	Misura / Size	Diametro esterno External diameter	Lunghezza codolo One tail length	Misura raccordo Fitting Size	€
L120/5	6x4	35	400 mm x 150	1/4"	-
L120/10	8x5	47	400 mm x 150	1/4"	-
L120/15	10x6,5	55	400 mm x 150	1/4"	-
L120/20	12x8	76	400 mm x 150	3/8"	-
L120/25	16x11	109	400 mm	3/8"	-
L120/30	19x13	150	400 mm	1/2"	-

L121 Tubo spirale in poliuretano (mt. 8) raccordato con 2 attacchi maschi
Polyurethane spiral hose (8 mt.) with 2 male fittings

PU



Art.	Misura / Size	Diametro esterno External diameter	Lunghezza codolo One tail length	Misura raccordo Fitting Size	€
L121/5	6x4	35	400 mm x 150	1/4"	-
L121/10	8x5	47	400 mm x 150	1/4"	-
L121/15	10x6,5	55	400 mm x 150	1/4"	-
L121/20	12x8	76	400 mm x 150	3/8"	-
L121/25	16x11	109	400 mm	3/8"	-
L121/30	19x13	150	400 mm	1/2"	-

L122 Tubo spirale in poliuretano (mt. 12) raccordato con 2 attacchi maschi
Polyurethane spiral hose (12 mt.) with 2 male fittings

PU



Art.	Misura / Size	Diametro esterno External diameter	Lunghezza codolo One tail length	Misura raccordo Fitting Size	€
L122/5	6x4	35	400 mm x 150	1/4"	-
L122/10	8x5	47	400 mm x 150	1/4"	-
L122/15	10x6,5	55	400 mm x 150	1/4"	-
L122/20	12x8	76	400 mm x 150	3/8"	-
L122/25	16x11	109	400 mm	3/8"	-
L122/30	19x13	150	400 mm	1/2"	-

L123 Tubo spirale in poliuretano (mt. 17) raccordato con 2 attacchi maschi
Polyurethane spiral hose (17 mt.) with 2 male fittings

PU



Art.	Misura / Size	Diametro esterno External diameter	Lunghezza codolo One tail length	Misura raccordo Fitting Size	€
L123/5	6x4	38	400 mm	1/4"	-
L123/10	8x5	58	400 mm	1/4"	-
L123/15	10x6,5	74	400 mm	1/4"	-
L123/20	12x8	92	400 mm	3/8"	-
L123/25	16x11	109	400 mm	3/8"	-
L123/30	19x13	150	400 mm	1/2"	-

Le pressioni sono calcolate ad una temperatura di 20°C. Per verificare la resistenza dei tubi a temperature più elevate, consultare la tabella a pag. 91.

The pressure values are calculated at a temperature of 20°C. To proof the hose resistance against higher temperatures, please consult the table at page 91.

D600 Tubo in gomma SBR
SBR Rubber hose

Art.	Misura Size	Conf. Pack	Pressione Pressure	€/mt.
D600/1	6x14	50 mt	20 bar	-
D600/2	8x17	50 mt	20 bar	-
D600/3	7x16	50 mt	20 bar	-
D600/4	10x19	50 mt	20 bar	-
D600/5	13x23	50 mt	20 bar	-
D600/6	16x26	50 mt	20 bar	-
D600/7	19x30	50 mt	20 bar	-
D600/8	25x37	50 mt	20 bar	-

Colore/colour
Nero/black

D610 Tubo in PVC
PVC hose

Art.	Misura Size	Conf. Pack	Pressione Pressure	€/mt.
D610/1	6x14	100 mt	20 bar	-
D610/2	8x17	100 mt	20 bar	-
D610/3	10x19	100 mt	20 bar	-
D610/4	13x23	100 mt	20 bar	-
D610/5	16x26	100 mt	20 bar	-

Colore/colour
Nero/black

D622 Tubo poliuretano per pneumatica alta qualità estremamente morbido
High quality, extremely soft polyurethane hose for pneumatics

Art.	Misura Size	Conf. Pack	Pressione Pressure	€/mt.
D622/1	4x2	100 mt	20 bar	-
D622/2	6x4	100 mt	12 bar	-
D622/3	8x6	100 mt	10 bar	-
D622/4	10x8	100 mt	7 bar	-
D622/5	12x9	100 mt	10 bar	-

Colore/colour
Azzurro/pale blue

Disponibili su richiesta i colori: Nero - Rosso - Neutro
Colours available on demand: Black - Red - Neutral

D623 Tubo poliuretano alta qualità per agricoltura
High quality polyurethane hose for agriculture

Art.	Misura Size	Conf. Pack	Pressione Pressure	€/mt.
D623/2	8x5,5	100 mt	11 bar	-
D623/3	10x7,5	100 mt	7,5 bar	-

Colore/colour
Azzurro/pale blue

D625 Tubo in poliuretano retinato flessibile
Flexible braided polyurethane hose

Art.	Misura Size	Conf. Pack	Pressione Pressure	€/mt.
D625/1	6x10	100 mt	20 bar	-
D625/2	8x12	100 mt	20 bar	-
D625/2A	10x15	100 mt	20 bar	-
D625/3	11x16	100 mt	20 bar	-
D625/4	13x19	100 mt	20 bar	-

Colore/colour
Blu/blue

D628 Tubo "Ragno" in poliuretano
Polyurethane "Ragno" hose

Art.	Misura Size	Conf. Pack	Pressione Pressure	€/mt.
D628/1	6x10	100 mt	20 bar	-
D628/2	8x12	60 mt	20 bar	-
D628/3	10x15	50 mt	20 bar	-
D628/4	13x19	30 mt	20 bar	-
D628/5	16x23	25 mt	20 bar	-

Colore/colour
Verde/green

D630 Tubo in PA12
PA12 hose

Art.	Misura Size	Conf. Pack	Pressione Pressure	€/mt.
D630/1	4x2	100 mt	44 bar	-
D630/1A	4x2,7	100 mt	26 bar	-
D630/2	6x4	100 mt	27 bar	-
D630/3	8x6	100 mt	19 bar	-
D630/4	10x8	100 mt	15 bar	-
D630/5	12x10	100 mt	13 bar	-
D630/6	14x12	100 mt	11 bar	-
D630/7	15x12,5	100 mt	12 bar	-

Colore/colour
Neutro/neutral

D631 Tubo in Rilsan PA11
PA11 Rilsan hose

Art.	Misura Size	Conf. Pack	Pressione Pressure	€/mt.
D631/1	4x2	100 mt	44 bar	-
D631/1A	5x3	100 mt	33 bar	-
D631/1B	4x2,7	100 mt	26 bar	-
D631/2	6x4	100 mt	27 bar	-
D631/3	8x6	100 mt	19 bar	-
D631/4	10x8	100 mt	15 bar	-
D631/5	12x10	100 mt	13 bar	-
D631/6	14x12	100 mt	11 bar	-
D631/7	15x12,5	100 mt	12 bar	-
D631/8	16x14	100 mt	9 bar	-

Colore/colour
Neutro/neutral

Disponibili su richiesta i colori: Azzurro - Giallo - Nero - Rosso - Verde
Colours available on demand: Pale Blue - Yellow - Black - Red - Green

Le pressioni sono calcolate ad una temperatura di 20°C. Per verificare la resistenza dei tubi a temperature più elevate, consultare la tabella a pag. 91.

The pressure values are calculated at a temperature of 20°C. To proof the hose resistance against higher temperatures, please consult the table at page 91.

D634 Tubo PA12 morbido per agricoltura
Soft PA12 hose for agriculture

Colore/colour
Azzurro/pale blue

Art.	Misura Size	Conf. Pack	Pressione Pressure	€/mt.
D634/1	6x4	100 mt	24 bar	-
D634/2	8x6	100 mt	17 bar	-
D634/3	10x7,5	100 mt	14 bar	-

D640 Tubo in nylon
Nylon hose

Colore/colour
Neutro/neutral

Art.	Misura Size	Conf. Pack	Pressione Pressure	€/mt.
D640/1	4x2	100 mt	56 bar	-
D640/2	6x4	100 mt	33 bar	-
D640/3	8x6	100 mt	24 bar	-
D640/4	10x8	100 mt	19 bar	-
D640/5	12x10	100 mt	15 bar	-
D640/6	14x12	100 mt	13 bar	-

D650 Tubo in polietilene
Polyethylene hose

Colore/colour
Neutro/neutral

Art.	Misura Size	Conf. Pack	Pressione Pressure	€/mt.
D650/1	4x2	100 mt	21 bar	-
D650/2	6x4	100 mt	13 bar	-
D650/3	8x6	100 mt	9 bar	-
D650/4	10x8	100 mt	7 bar	-
D650/5	12x10	100 mt	6 bar	-

D651 Tubo in polietilene alimentare certificato NSF-51
NSF-51 certified polyethylene hose for beverage

Colore/colour
Neutro/neutral

Art.	Misura Size	Conf. Pack	Pressione Pressure	€/mt.
D651/1	4x2,5	100 mt	20 bar	-
D651/2	6x4	100 mt	15 bar	-
D651/3	8x6	100 mt	10 bar	-
D651/4	10x7	100 mt	12 bar	-
D651/5	12x9	100 mt	8 bar	-
D651/6	15x11,5	100 mt	8 bar	-

D655 Tubo Teflon
PTFE hose

Art.	Misura Size	Conf. Pack	Pressione Pressure	€/mt.
D655/1	4x2	50 mt	42 bar	-
D655/3	6x4	50 mt	25 bar	-
D655/4	8x6	50 mt	18 bar	-
D655/5	10x8	50 mt	14 bar	-
D655/6	12x10	50 mt	12 bar	-

Temperatura di esercizio: -60°C ÷ +260°C	20°	50°	100°	150°	200°
Service temperature: -60°C ÷ +260°C	100%	50%	35%	30%	10%

D656 Tubo silicone trasparente
Neutral silicon hose

Art.	Misura Size	Conf. Pack	Peso/Weight g/mt	€/mt.
D656/1	4x7	100 mt	33	-
D656/2	5x9	100 mt	55	-
D656/3	6x10	100 mt	63	-
D656/4	7x11	100 mt	71	-
D656/5	8x12	100 mt	80	-
D656/7	10x14	100 mt	95	-

info

Applicazioni:
- **Tubi in qualità alimentare per distributori di bevande o macchine per caffè.**
- **Tubi trasporto vapore a bassa pressione.**

Applications:
- Food quality tubes for drink dispensers and coffee machines.
- Tubes for steam passage at low pressure.

D658 Tubo termoplastico SUPERFLEX
SUPERFLEX thermoplastic hose

Colore/colour
Azzurro/pale blue

Art.	Misura Size	Conf. Pack	Pressione Pressure	€/mt.
D658/1	4x2,5	100 mt	22 bar	-
D658/2	6x4	100 mt	16 bar	-
D658/3	8x6	100 mt	15 bar	-
D658/4	10x8	100 mt	14 bar	-
D658/5	12x10	100 mt	10 bar	-

Temperatura di esercizio: -30°C ÷ +80°C	-30°	0°	+20°	+40°	+80°
Service temperature: -30°C ÷ +80°C	200%	150%	100%	95%	85%

info

- **Eccellente resistenza all'impatto.**
- **Eccellente proprietà a temperature elevate.**
- **Eccellente resistenza agli agenti chimici, solventi, olii e agenti atmosferici.**

- Excellent resistance to impact.
- Excellent properties to high temperatures.
- Excellent resistance to chemical agents, oils, solvents and atmospheric agents.

D660 Tubo retinato atossico in PVC
Screened PVC hose non toxic

Colore/colour
Neutro/neutral

Art.	Misura Size	Conf. Pack	Pressione Pressure	€/mt.
D660/1	6x12	100 mt	20 bar	-
D660/2	8x14	100 mt	18 bar	-
D660/3	10x16	100 mt	15 bar	-
D660/4	12x18	100 mt	15 bar	-
D660/5	16x22	100 mt	10 bar	-
D660/6	19x26	100 mt	10 bar	-

D680 Tubo poliuretano retinato flessibile con raccordi
Flexible braided polyurethane hose with fittings

Colore/colour
Azzurro/pale blue

Art.	Misura Size	Filetto Thread	Rotolo Roll	€/rotolo
D680/1	6x10	1/4"F	5 mt	-
D680/2	8x12	1/4"F	10 mt	-
D680/3	11x16	3/8"F	10 mt	-
D680/4	13x19	1/2"F	10 mt	-
D680/5	8x12	1/4"F	20 mt	-
D680/6	11x16	3/8"F	20 mt	-
D680/7	13x19	1/2"F	20 mt	-

D684 Tubo RILSAN PA11 in scatola
RILSAN PA11 hose in box

Art.	Misura Size	Rotolo Roll	€/rotolo
D684/1	4x2	25 mt	-
D684/2	6x4	25 mt	-
D684/3	8x6	25 mt	-
D684/4	10x8	25 mt	-
D684/5	12x10	25 mt	-

D685 Tubo PA12 in scatola
PA12 hose in box

Art.	Misura Size	Rotolo Roll	€/rotolo
D685/1	4x2	25 mt	-
D685/2	6x4	25 mt	-
D685/3	8x6	25 mt	-
D685/4	10x8	25 mt	-
D685/5	12x10	25 mt	-
D685/6	14x12	25 mt	-

D686 Tubo in poliuretano SH98 in scatola
SH98 polyurethane hose in box

Art.	Misura Size	Rotolo Roll	€/rotolo
D686/1	4x2	25 mt	-
D686/2	6x4	25 mt	-
D686/3	8x6	25 mt	-
D686/4	10x8	25 mt	-
D686/5	12x10	25 mt	-

Le pressioni sono calcolate ad una temperatura di 20°C. Per verificare la resistenza dei tubi a temperature più elevate, consultare la tabella di seguito riportata:

The pressure values are calculated at a temperature of 20°C. To proof the hose resistance against higher temperatures, please consult the table here below:

Tabella pressioni di esercizio espresse in % in funzione delle temperature
Table of working pressure in percent according to service temperature

Temperatura di esercizio Service temperature	Percentuale pressione di esercizio Working pressure in percent
20°C	100%
30°C	83%
40°C	72%
50°C	64%
60°C	57%
70°C	52%
80°C	47%

D700 Pinze tagliatubo e lame di ricambio
Cutting hose pliers with spare blades

Art.	Misura Size	€
D700/1	ø 12	-
D700/2	ø 18	-
Lame ricambio / Spare blades		
D700/10	ø 12	-
D700/11	ø 18	-

info

L'avvolgitubo **D751** con ritorno automatico a molla, è adatto per la distribuzione di aria compressa ad uso professionale.
La struttura garantisce robustezza e durata nel tempo.
Gli apparecchi riavvolgono automaticamente il tubo e danno la possibilità di fermarlo alla lunghezza desiderata.
Inoltre, il supporto girevole incorporato permette l'orientamento secondo la direzione di utilizzo del tubo.
Gli avvolgitubo sono forniti completi di tubo di distribuzione in poliuretano rinforzato con treccia tessile e di tubo flessibile di collegamento all'impianto.

The automatic hose reel model **D751** for air are for professional use.
The structure guarantees a long life of the product.
The hose reels wind the hose automatically and enable the user to stop it at any desired length.
Moreover, the incorporated revolving stand allows the hose reels to be oriented according to the use direction of the hose.
The hose reel is supplied complete with the distribution flexible hose in polyurethane reinforced with a textile braid and with the flexible hose for the connection to the system.

D751 Avvolgitubo completo di tubo in poliuretano
Hose reel with polyurethane hose

Art.	Fluido / Fluid	Pressione max. Max. pressure	Uscita / Outlet Gas/BSP	ø tubo hose diameter	Lungh. tubo Hose length	€
D751/1	aria/air	15 bar / 225 PSI	1/4" M	PU 8x12	**10** mt	-
D751/2	aria/air	15 bar / 225 PSI	1/4" M	PU 8x12	**16** mt	-

D751/1

D751/2

D760 Arrotolatore con molla
Spring rewinder

Art.	Misura Size	Portata Capacity	Lunghezza corda Cord length	€
D760/1	1/4"	2 kg	1,5 mt	-
D760/2	1/4"	3 kg	1,5 mt	-
D760/3	1/4"	1,5 kg	1,5 mt	-

D800 Fascette stringitubo "Veloxbloc" acciaio inox AISI 430 stampato
"Veloxbloc" printed stainless steel AISI 430 cable ties

Art.	Spessore nastro Band width	ø serraggio tightening ø	Vite testa Screw head	Confezione Pack	€
D800/1	5 mm	7-11 mm	tonda / round	100 pz. / 100 pcs.	-
D800/2	5 mm	11-19 mm	tonda / round	100 pz. / 100 pcs.	-

D805 Fascette stringitubo "Veloxbloc" acciaio inox AISI 430 perforato
"Veloxbloc" perforated stainless steel AISI 430 cable ties

Art.	Spessore nastro Band width	ø serraggio tightening ø	Vite testa Screw head	Confezione Pack	€
D805/1	5 mm	7-11 mm	tonda / round	100 pz. / 100 pcs.	-
D805/2	5 mm	8-19 mm	tonda / round	100 pz. / 100 pcs.	-
D805/3	5 mm	12-24 mm	tonda / round	100 pz. / 100 pcs.	-

D810 Fascette stringitubo "Veloxbloc" acciaio zincato
"Veloxbloc" galvanized steel cable ties

Art.	Spessore nastro Band width	ø serraggio tightening ø	Vite testa Screw head	Confezione Pack	€
D810/1	8 mm	10-18 mm	esagonale / hexagon	100 pz. / 100 pcs.	-
D810/2	8 mm	14-24 mm	esagonale / hexagon	100 pz. / 100 pcs.	-
D810/3	8 mm	17-29 mm	esagonale / hexagon	100 pz. / 100 pcs.	-
D810/4	8 mm	25-37 mm	esagonale / hexagon	50 pz. / 50 pcs.	-

D811 Fascette stringitubo "Veloxbloc" inox AISI 430
"Veloxbloc" stainless steel AISI 430 cable ties

Art.	Spessore nastro Band width	ø serraggio tightening ø	Vite testa Screw head	Confezione Pack	€
D811/1	8 mm	25-45 mm	esagonale / hexagon	50 pz. / 50 pcs.	-
D811/2	8 mm	33-53 mm	esagonale / hexagon	50 pz. / 50 pcs.	-
D811/3	8 mm	40-60 mm	esagonale / hexagon	50 pz. / 50 pcs.	-
D811/4	8 mm	48-68 mm	esagonale / hexagon	50 pz. / 50 pcs.	-
D811/5	8 mm	63-83 mm	esagonale / hexagon	50 pz. / 50 pcs.	-
D811/6	8 mm	78-98 mm	esagonale / hexagon	50 pz. / 50 pcs.	-
D811/7	8 mm	93-113 mm	esagonale / hexagon	50 pz. / 50 pcs.	-

D815 Fascette stringitubo "Veloxbloc" inox AISI 430
"Veloxbloc" stainless steel AISI 430 cable ties

Art.	Spessore nastro Band width	ø serraggio tightening ø	Vite testa Screw head	Confezione Pack	€
D815/1	11 mm	14-24 mm	esagonale / hexagon	50 pz. / 50 pcs.	-
D815/2	11 mm	17-29 mm	esagonale / hexagon	50 pz. / 50 pcs.	-
D815/3	11 mm	25-37 mm	esagonale / hexagon	50 pz. / 50 pcs.	-
D815/4	11 mm	25-45 mm	esagonale / hexagon	50 pz. / 50 pcs.	-
D815/5	11 mm	33-53 mm	esagonale / hexagon	50 pz. / 50 pcs.	-
D815/6	11 mm	40-60 mm	esagonale / hexagon	50 pz. / 50 pcs.	-
D815/7	11 mm	48-68 mm	esagonale / hexagon	50 pz. / 50 pcs.	-
D815/8	11 mm	63-83 mm	esagonale / hexagon	50 pz. / 50 pcs.	-
D815/9	11 mm	78-98 mm	esagonale / hexagon	50 pz. / 50 pcs.	-
D815/10	11 mm	93-113 mm	esagonale / hexagon	50 pz. / 50 pcs.	-
D815/11	11 mm	108-128 mm	esagonale / hexagon	50 pz. / 50 pcs.	-

D820 Fascette stringitubo "Veloxbloc" acciaio inox AISI 430
"Veloxbloc" stainless steel AISI 430 cable ties

Art.	Spessore nastro Band width	ø serraggio tightening ø	Vite testa Screw head	Confezione Pack	€
D820/1	14 mm	14-22 mm	esagonale / hexagon	50 pz. / 50 pcs.	-
D820/2	14 mm	17-29 mm	esagonale / hexagon	50 pz. / 50 pcs.	-
D820/3	14 mm	25-37 mm	esagonale / hexagon	50 pz. / 50 pcs.	-
D820/4	14 mm	25-45 mm	esagonale / hexagon	50 pz. / 50 pcs.	-
D820/5	14 mm	33-53 mm	esagonale / hexagon	50 pz. / 50 pcs.	-
D820/6	14 mm	40-60 mm	esagonale / hexagon	50 pz. / 50 pcs.	-
D820/7	14 mm	48-68 mm	esagonale / hexagon	50 pz. / 50 pcs.	-
D820/8	14 mm	63-83 mm	esagonale / hexagon	50 pz. / 50 pcs.	-
D820/9	14 mm	78-98 mm	esagonale / hexagon	50 pz. / 50 pcs.	-
D820/10	14 mm	93-113 mm	esagonale / hexagon	50 pz. / 50 pcs.	-
D820/11	14 mm	108-128 mm	esagonale / hexagon	50 pz. / 50 pcs.	-
D820/12	14 mm	123-143 mm	esagonale / hexagon	50 pz. / 50 pcs.	-
D820/13	14 mm	138-158 mm	esagonale / hexagon	50 pz. / 50 pcs.	-
D820/14	14 mm	153-173 mm	esagonale / hexagon	50 pz. / 50 pcs.	-
D820/15	14 mm	168-188 mm	esagonale / hexagon	50 pz. / 50 pcs.	-
D820/16	14 mm	183-203 mm	esagonale / hexagon	50 pz. / 50 pcs.	-
D820/17	14 mm	198-218 mm	esagonale / hexagon	50 pz. / 50 pcs.	-
D820/18	14 mm	213-233 mm	esagonale / hexagon	50 pz. / 50 pcs.	-
D820/19	14 mm	228-248 mm	esagonale / hexagon	25 pz. / 25 pcs.	-
D820/20	14 mm	243-263 mm	esagonale / hexagon	25 pz. / 25 pcs.	-
D820/21	14 mm	258-280 mm	esagonale / hexagon	25 pz. / 25 pcs.	-

Fornite con testina smontata.
Supplied with disassembled head.

D850 Fascette stringitubo "Velinox" acciaio inox AISI 304
"Velinox" stainless steel AISI 304 cable ties

Art.	Spessore nastro Band width	ø serraggio tightening ø	Vite testa Screw head	Confezione Pack	€
D850/1	5 mm	7-11 mm	tonda / round	100 pz. / 100 pcs.	-
D850/2	5 mm	11-19 mm	tonda / round	100 pz. / 100 pcs.	-

D855 Fascette stringitubo "Velinox" acciaio inox AISI 304
"Velinox" stainless steel AISI 304 cable ties

Art.	Spessore nastro Band width	ø serraggio tightening ø	Vite testa Screw head	Confezione Pack	€
D855/1	8 mm	10-18 mm	esagonale / hexagon	100 pz. / 100 pcs.	-
D855/2	8 mm	14-24 mm	esagonale / hexagon	100 pz. / 100 pcs.	-
D855/3	8 mm	17-29 mm	esagonale / hexagon	100 pz. / 100 pcs.	-
D855/4	8 mm	25-37 mm	esagonale / hexagon	50 pz. / 50 pcs.	-
D855/5	8 mm	25-45 mm	esagonale / hexagon	50 pz. / 50 pcs.	-
D855/6	8 mm	33-53 mm	esagonale / hexagon	50 pz. / 50 pcs.	-
D855/7	8 mm	40-60 mm	esagonale / hexagon	50 pz. / 50 pcs.	-
D855/8	8 mm	48-68 mm	esagonale / hexagon	50 pz. / 50 pcs.	-
D855/9	8 mm	63-83 mm	esagonale / hexagon	50 pz. / 50 pcs.	-
D855/10	8 mm	78-98 mm	esagonale / hexagon	50 pz. / 50 pcs.	-
D855/11	8 mm	93-113 mm	esagonale / hexagon	50 pz. / 50 pcs.	-

D860 Fascette stringitubo "Velinox" acciaio inox AISI 304
"Velinox" stainless steel AISI 304 cable ties

Art.	Spessore nastro Band width	ø serraggio tightening ø	Vite testa Screw head	Confezione Pack	€
D860/1	14 mm	14-22 mm	esagonale / hexagon	50 pz. / 50 pcs.	-
D860/2	14 mm	17-29 mm	esagonale / hexagon	50 pz. / 50 pcs.	-
D860/3	14 mm	25-37 mm	esagonale / hexagon	50 pz. / 50 pcs.	-
D860/4	14 mm	25-45 mm	esagonale / hexagon	50 pz. / 50 pcs.	-
D860/5	14 mm	33-53 mm	esagonale / hexagon	50 pz. / 50 pcs.	-
D860/6	14 mm	40-60 mm	esagonale / hexagon	50 pz. / 50 pcs.	-
D860/7	14 mm	48-68 mm	esagonale / hexagon	50 pz. / 50 pcs.	-
D860/8	14 mm	63-83 mm	esagonale / hexagon	50 pz. / 50 pcs.	-
D860/9	14 mm	78-98 mm	esagonale / hexagon	50 pz. / 50 pcs.	-
D860/10	14 mm	93-113 mm	esagonale / hexagon	50 pz. / 50 pcs.	-
D860/11	14 mm	108-128 mm	esagonale / hexagon	50 pz. / 50 pcs.	-
D860/12	14 mm	123-143 mm	esagonale / hexagon	50 pz. / 50 pcs.	-
D860/13	14 mm	138-158 mm	esagonale / hexagon	50 pz. / 50 pcs.	-
D860/14	14 mm	153-173 mm	esagonale / hexagon	50 pz. / 50 pcs.	-
D860/15	14 mm	168-188 mm	esagonale / hexagon	50 pz. / 50 pcs.	-
D860/16	14 mm	183-203 mm	esagonale / hexagon	50 pz. / 50 pcs.	-
D860/17	14 mm	198-218 mm	esagonale / hexagon	50 pz. / 50 pcs.	-
D860/18	14 mm	213-233 mm	esagonale / hexagon	50 pz. / 50 pcs.	-
D860/19	14 mm	228-248 mm	esagonale / hexagon	25 pz. / 25 pcs.	-
D860/20	14 mm	243-263 mm	esagonale / hexagon	25 pz. / 25 pcs.	-
D860/21	14 mm	258-280 mm	esagonale / hexagon	25 pz. / 25 pcs.	-

Fornite con testina smontata.
Supplied with disassembled head.

D880 Fascette stringitubo in nylon
Nylon cable ties

Art.	Spessore nastro Band width	Lunghezza Length	ø serraggio tightening ø	Colore Colour	Confezione Pack	€*
D880/1	2,2 mm	75 mm	18 mm	BIANCO / WHITE	100 pz. / 100 pcs.	-
D880/1N	2,2 mm	75 mm	18 mm	NERO / BLACK	100 pz. / 100 pcs.	-
D880/2	2,5 mm	98 mm	25 mm	BIANCO / WHITE	100 pz. / 100 pcs.	-
D880/2N	2,5 mm	98 mm	25 mm	NERO / BLACK	100 pz. / 100 pcs.	-
D880/3	2,5 mm	120 mm	30 mm	BIANCO / WHITE	100 pz. / 100 pcs.	-
D880/3N	2,5 mm	120 mm	30 mm	NERO / BLACK	100 pz. / 100 pcs.	-
D880/4	2,6 mm	135 mm	35 mm	BIANCO / WHITE	100 pz. / 100 pcs.	-
D880/4N	2,6 mm	135 mm	35 mm	NERO / BLACK	100 pz. / 100 pcs.	-
D880/5	2,6 mm	160 mm	44 mm	BIANCO / WHITE	100 pz. / 100 pcs.	-
D880/5N	2,6 mm	160 mm	44 mm	NERO / BLACK	100 pz. / 100 pcs.	-
D880/6	2,6 mm	200 mm	55 mm	BIANCO / WHITE	100 pz. / 100 pcs.	-
D880/6N	2,6 mm	200 mm	55 mm	NERO / BLACK	100 pz. / 100 pcs.	-

* Prezzo per 100 pz. - Price per 100 pcs.

D883 Fascette stringitubo in nylon
Nylon cable ties

Art.	Spessore nastro Band width	Lunghezza Length	ø serraggio tightening ø	Colore Colour	Confezione Pack	€*
D883/1	3,6 mm	140 mm	35 mm	BIANCO / WHITE	100 pz. / 100 pcs.	-
D883/1N	3,6 mm	140 mm	35 mm	NERO / BLACK	100 pz. / 100 pcs.	-
D883/2	3,6 mm	200 mm	55 mm	BIANCO / WHITE	100 pz. / 100 pcs.	-
D883/2N	3,6 mm	200 mm	55 mm	NERO / BLACK	100 pz. / 100 pcs.	-
D883/3	3,6 mm	250 mm	74 mm	BIANCO / WHITE	100 pz. / 100 pcs.	-
D883/3N	3,6 mm	250 mm	74 mm	NERO / BLACK	100 pz. / 100 pcs.	-
D883/4	3,6 mm	290 mm	85 mm	BIANCO / WHITE	100 pz. / 100 pcs.	-
D883/4N	3,6 mm	290 mm	85 mm	NERO / BLACK	100 pz. / 100 pcs.	-
D883/5	3,6 mm	370 mm	102 mm	BIANCO / WHITE	100 pz. / 100 pcs.	-
D883/5N	3,6 mm	370 mm	102 mm	NERO / BLACK	100 pz. / 100 pcs.	-

* Prezzo per 100 pz. - Price per 100 pcs.

D886 Fascette stringitubo in nylon
Nylon cable ties

Art.	Spessore nastro Band width	Lunghezza Length	ø serraggio tightening ø	Colore Colour	Confezione Pack	€*
D886/1	4,5 mm	120 mm	30 mm	BIANCO / WHITE	100 pz. / 100 pcs.	-
D886/1N	4,5 mm	120 mm	30 mm	NERO / BLACK	100 pz. / 100 pcs.	-
D886/2	4,5 mm	160 mm	42 mm	BIANCO / WHITE	100 pz. / 100 pcs.	-
D886/2N	4,5 mm	160 mm	42 mm	NERO / BLACK	100 pz. / 100 pcs.	-
D886/3	4,8 mm	190 mm	52 mm	BIANCO / WHITE	100 pz. / 100 pcs.	-
D886/3N	4,8 mm	190 mm	52 mm	NERO / BLACK	100 pz. / 100 pcs.	-
D886/4	4,8 mm	200 mm	55 mm	BIANCO / WHITE	100 pz. / 100 pcs.	-
D886/4N	4,8 mm	200 mm	55 mm	NERO / BLACK	100 pz. / 100 pcs.	-
D886/5	4,8 mm	250 mm	74 mm	BIANCO / WHITE	100 pz. / 100 pcs.	-
D886/5N	4,8 mm	250 mm	74 mm	NERO / BLACK	100 pz. / 100 pcs.	-
D886/6	4,8 mm	290 mm	89 mm	BIANCO / WHITE	100 pz. / 100 pcs.	-
D886/6N	4,8 mm	290 mm	89 mm	NERO / BLACK	100 pz. / 100 pcs.	-
D886/7	4,8 mm	360 mm	102 mm	BIANCO / WHITE	100 pz. / 100 pcs.	-
D886/7N	4,8 mm	360 mm	102 mm	NERO / BLACK	100 pz. / 100 pcs.	-
D886/8	4,8 mm	385 mm	116 mm	BIANCO / WHITE	100 pz. / 100 pcs.	-
D886/8N	4,8 mm	385 mm	116 mm	NERO / BLACK	100 pz. / 100 pcs.	-
D886/9	4,8 mm	432 mm	125 mm	BIANCO / WHITE	100 pz. / 100 pcs.	-
D886/9N	4,8 mm	432 mm	125 mm	NERO / BLACK	100 pz. / 100 pcs.	-

* Prezzo per 100 pz. - Price per 100 pcs.

D890 Fascette stringitubo in nylon
Nylon cable ties



Art.	Spessore nastro Band width	Lunghezza Length	ø serraggio tightening ø	Colore Colour	Confezione Pack	€*
D890/1	7,8 mm	240 mm	66 mm	BIANCO / WHITE	100 pz. / 100 pcs.	-
D890/1N	7,8 mm	240 mm	66 mm	NERO / BLACK	100 pz. / 100 pcs.	-
D890/2	7,6 mm	300 mm	88 mm	BIANCO / WHITE	100 pz. / 100 pcs.	-
D890/2N	7,6 mm	300 mm	88 mm	NERO / BLACK	100 pz. / 100 pcs.	-
D890/3	7,8 mm	365 mm	110 mm	BIANCO / WHITE	100 pz. / 100 pcs.	-
D890/3N	7,8 mm	365 mm	110 mm	NERO / BLACK	100 pz. / 100 pcs.	-

* Prezzo per 100 pz. - Price per 100 pcs.

D893 Fascette stringitubo in nylon
Nylon cable ties



Art.	Spessore nastro Band width	Lunghezza Length	ø serraggio tightening ø	Colore Colour	Confezione Pack	€*
D893/1	7,8 mm	450 mm	133 mm	BIANCO / WHITE	100 pz. / 100 pcs.	-
D893/1N	7,8 mm	450 mm	133 mm	NERO / BLACK	100 pz. / 100 pcs.	-
D893/2	7,8 mm	540 mm	166 mm	BIANCO / WHITE	100 pz. / 100 pcs.	-
D893/2N	7,8 mm	540 mm	166 mm	NERO / BLACK	100 pz. / 100 pcs.	-

* Prezzo per 100 pz. - Price per 100 pcs.

D896 Fascette stringitubo in nylon
Nylon cable ties



Art.	Spessore nastro Band width	Lunghezza Length	ø serraggio tightening ø	Colore Colour	Confezione Pack	€*
D896/1	9 mm	762 mm	236 mm	BIANCO / WHITE	100 pz. / 100 pcs.	-
D896/1N	9 mm	762 mm	236 mm	NERO / BLACK	100 pz. / 100 pcs.	-
D896/2	9 mm	812 mm	246 mm	BIANCO / WHITE	100 pz. / 100 pcs.	-
D896/2N	9 mm	812 mm	246 mm	NERO / BLACK	100 pz. / 100 pcs.	-

* Prezzo per 100 pz. - Price per 100 pcs.

D898 Fascette stringitubo in nylon
Nylon cable ties



Art.	Spessore nastro Band width	Lunghezza Length	ø serraggio tightening ø	Colore Colour	Confezione Pack	€*
D898/1	12,7 mm	550 mm	166 mm	BIANCO / WHITE	100 pz. / 100 pcs.	-
D898/1N	12,7 mm	550 mm	166 mm	NERO / BLACK	100 pz. / 100 pcs.	-

* Prezzo per 100 pz. - Price per 100 pcs.

D900 Fascetta a nastro continuo perforato in acciaio
Hose clamps perforated steel endless belt

Art.	Tipo Type	Confezione Pack	€
D900/1	NASTRO SPESSORE 8 mm x 3 mt + 8 TESTINE BAND WIDTH 8 mm x 3 mt + 8 heads	1 pz. / 1 pc.	-
D900/2	NASTRO SPESSORE 8 mm x 25 mt BAND WIDTH 8 mm x 25 mt	1 pz. / 1 pc.	-
D900/3	NASTRO SPESSORE 14 mm x 3 mt + 6 TESTINE BAND WIDTH 14 mm x 3 mt + 6 heads	1 pz. / 1 pc.	-
D900/4	NASTRO SPESSORE 14 mm x 25 mt BAND WIDTH 14 mm x 25 mt	1 pz. / 1 pc.	-

D905 Testine in acciaio con vite a T.E. ad intaglio in acciaio
Steel heads with slotted hex cap steel screw

Art.	Tipo Type	Confezione Pack	€
D905/1	TESTINE PER NASTRO 8 mm - D900/2 HEADS FOR 8 mm BELT - D900/2	50 pz. / 50 pcs.	-
D905/2	TESTINE PER NASTRO 14 mm - D900/4 HEADS FOR 14 mm BELT - D900/4	50 pz. / 50 pcs.	-

NAV Nastro per fascetta
Strip coil

Art.	Tipo Type	Confezione Pack	€
NAV25	ROTOLO NASTRO STRIP 25 mt. - 9 mm STRIP COIL 25 mt. - 9 mm	1 pz. / 1 pc.	-

UN Testine per fascetta
Strip heads

Art.	Tipo Type	Confezione Pack	€
U50N	CONFEZIONE 50 TESTINE FASCETTA NASTRO PER NAV25 50-HEADS PACK FOR STRIP NAV25	1 pz. / 1 pc.	-

D950 Fascetta stringitubo ABA W1 con vite TE
Hose clamp ABA W1 with hex cap screw

Art.	Spessore nastro Band width	ø serraggio tightening ø	Confezione Pack	€
D950/1	9 mm	8-12 mm	50 pz. / 50 pcs.	-
D950/1A	9 mm	8-14 mm	50 pz. / 50 pcs.	-
D950/2	9 mm	10-16 mm	50 pz. / 50 pcs.	-
D950/3	9 mm	12-20 mm	50 pz. / 50 pcs.	-
D950/4	9 mm	16-25 mm	50 pz. / 50 pcs.	-
D950/5	9 mm	20-32 mm	50 pz. / 50 pcs.	-
D950/6	9 mm	25-40 mm	50 pz. / 50 pcs.	-
D950/7	9 mm	32-50 mm	50 pz. / 50 pcs.	-
D950/8	9 mm	40-60 mm	50 pz. / 50 pcs.	-
D950/9	9 mm	50-70 mm	50 pz. / 50 pcs.	-
D950/10	9 mm	60-80 mm	50 pz. / 50 pcs.	-

D955 Fascetta stringitubo ABA W1 con vite TE
Hose clamp ABA W1 with hex cap screw

Art.	Spessore nastro Band width	ø serraggio tightening ø	Confezione Pack	€
D955/1	12 mm	15-24 mm	50 pz. / 50 pcs.	-
D955/2	12 mm	19-28 mm	50 pz. / 50 pcs.	-
D955/3	12 mm	22-32 mm	50 pz. / 50 pcs.	-
D955/4	12 mm	26-38 mm	50 pz. / 50 pcs.	-
D955/5	12 mm	32-44 mm	50 pz. / 50 pcs.	-
D955/6	12 mm	38-50 mm	50 pz. / 50 pcs.	-
D955/7	12 mm	44-56 mm	50 pz. / 50 pcs.	-
D955/8	12 mm	50-65 mm	50 pz. / 50 pcs.	-
D955/9	12 mm	58-75 mm	50 pz. / 50 pcs.	-
D955/10	12 mm	68-85 mm	50 pz. / 50 pcs.	-
D955/11	12 mm	77-95 mm	50 pz. / 50 pcs.	-
D955/12	12 mm	87-112 mm	50 pz. / 50 pcs.	-
D955/13	12 mm	104-138 mm	50 pz. / 50 pcs.	-
D955/14	12 mm	130-165 mm	50 pz. / 50 pcs.	-
D955/15	12 mm	150-180 mm	50 pz. / 50 pcs.	-
D955/16	12 mm	175-205 mm	50 pz. / 50 pcs.	-
D955/17	12 mm	200-231 mm	50 pz. / 50 pcs.	-
D955/18	12 mm	226-256 mm	50 pz. / 50 pcs.	-
D955/19	12 mm	251-281 mm	50 pz. / 50 pcs.	-
D955/20	12 mm	277-307 mm		-

NO Collare a bullone
Bolt hose clamp

Art.	Tipo Type	Confezione Pack	€
NO023	COLLARE A BULLONE BOLT HOSE CLAMP 23-25	10 pz./10 pcs.	-
NO026	COLLARE A BULLONE BOLT HOSE CLAMP 26-28	10 pz./10 pcs.	-
NO029	COLLARE A BULLONE BOLT HOSE CLAMP 29-31	10 pz./10 pcs.	-
NO032	COLLARE A BULLONE BOLT HOSE CLAMP 32-35	10 pz./10 pcs.	-
NO036	COLLARE A BULLONE BOLT HOSE CLAMP 36-39	10 pz./10 pcs.	-
NO040	COLLARE A BULLONE BOLT HOSE CLAMP 40-43	10 pz./10 pcs.	-
NO044	COLLARE A BULLONE BOLT HOSE CLAMP 44-47	10 pz./10 pcs.	-
NO048	COLLARE A BULLONE BOLT HOSE CLAMP 48-51	10 pz./10 pcs.	-
NO052	COLLARE A BULLONE BOLT HOSE CLAMP 52-55	10 pz./10 pcs.	-
NO056	COLLARE A BULLONE BOLT HOSE CLAMP 56-59	10 pz./10 pcs.	-
NO060	COLLARE A BULLONE BOLT HOSE CLAMP 60-63	10 pz./10 pcs.	-
NO064	COLLARE A BULLONE BOLT HOSE CLAMP 64-67	10 pz./10 pcs.	-
NO068	COLLARE A BULLONE BOLT HOSE CLAMP 68-73	10 pz./10 pcs.	-
NO074	COLLARE A BULLONE BOLT HOSE CLAMP 74-79	10 pz./10 pcs.	-
NO080	COLLARE A BULLONE BOLT HOSE CLAMP 80-85	10 pz./10 pcs.	-
NO086	COLLARE A BULLONE BOLT HOSE CLAMP 86-91	10 pz./10 pcs.	-

Art.	Tipo Type	Confezione Pack	€
NO092	COLLARE A BULLONE BOLT HOSE CLAMP 92-97	10 pz./10 pcs.	-
NO098	COLLARE A BULLONE BOLT HOSE CLAMP 98-103	10 pz./10 pcs.	-
NO104	COLLARE A BULLONE BOLT HOSE CLAMP 104-112	10 pz./10 pcs.	-
NO113	COLLARE A BULLONE BOLT HOSE CLAMP 113-121	10 pz./10 pcs.	-
NO122	COLLARE A BULLONE BOLT HOSE CLAMP 122-130	10 pz./10 pcs.	-
NO131	COLLARE A BULLONE BOLT HOSE CLAMP 131-139	10 pz./10 pcs.	-
NO140	COLLARE A BULLONE BOLT HOSE CLAMP 140-148	10 pz./10 pcs.	-
NO149	COLLARE A BULLONE BOLT HOSE CLAMP 149-161	10 pz./10 pcs.	-
NO162	COLLARE A BULLONE BOLT HOSE CLAMP 162-174	10 pz./10 pcs.	-
NO175	COLLARE A BULLONE BOLT HOSE CLAMP 175-187	10 pz./10 pcs.	-
NO188	COLLARE A BULLONE BOLT HOSE CLAMP 188-200	10 pz./10 pcs.	-
NO201	COLLARE A BULLONE BOLT HOSE CLAMP 201-213	10 pz./10 pcs.	-
NO214	COLLARE A BULLONE BOLT HOSE CLAMP 214-226	10 pz./10 pcs.	-
NO227	COLLARE A BULLONE BOLT HOSE CLAMP 227-239	10 pz./10 pcs.	-
NO240	COLLARE A BULLONE BOLT HOSE CLAMP 240-252	10 pz./10 pcs.	-

Pistola soffiaggio professionale "Air Boy"
"Air Boy" professional blow gun

- **Applicazioni:**
  Le pistole Air Boy vengono utilizzate dalle officine, dalle industrie e in agricoltura per pulire oggetti di vario tipo.
- **Caratteristiche:**
  Le pistole soffiaggio Air Boy, rappresentano la migliore qualità danese, e sono caratterizzate da un design attraente ed ergonomico. La pistola Air Boy è molto maneggevole e la leva per l'apertura dell'aria consente di regolare il flusso d'aria in base all'esigenza del momento. Le pistole Air Boy con canna lunga sono ideali per pulire parti altrimenti inaccessibili come sulle macchine agricole.

- **Applications:**
  The Air Boy guns are used in workshops, industries and agriculture to clean different objects.
- **Features:**
  The Air Boy blow guns represent the best Danish quality and are marked by an ergonomic and attractive design.
  The Air Boy gun is very handy and the air opening lever allows the air flow control in order to satisfy any user need.
  The Air Boy guns with long tube are very useful for cleaning parts otherwise inaccessible, such as on agricultural machinery.



Art.	Tipo Type	Confezione Pack	€
140101	Canna curva spessore 8 mm 8 mm bent pipe	25	-
140102	Canna curva spessore 6 mm 6 mm bent pipe	25	-
140103	Canna curva 8 mm con regolaz. flusso aria 8 mm bent pipe with regulated air flow	25	-
140112	Canna diritta da 300 mm - sp. 8 mm 8 mm x 300 mm straight pipe	1	-
140113	Canna diritta da 500 mm - sp. 8 mm 500 mm straight pipe	1	-
140114	Canna diritta da 1000 mm - sp. 8 mm 8 mm x 1000 mm straight pipe	1	-
140112B	Canna curva da 300 mm - sp. 8 mm 8 mm x 300 mm bent pipe	1	-
140113B	Canna curva da 500 mm - sp. 8 mm 8 mm x 500 mm bent pipe	1	-
UGELLI IN GOMMA / RUBBER TIPS			
144124	Diametro 8 mm / 8 mm diameter		-
144194	Diametro 6 mm / 6 mm diameter		-

Dati
Attacco: . . . . . a baionetta
Pressione: . . . . . Max. 16 bar
Consumo: . . . . . Max. 380 Lt/min. a 8 bar
Temperatura . . . . . -10°C +80°C

Features
Joint: . . . . . bayonet
Pressure: . . . . . Max. 16 bar
Consumption: . . . . . Max. 380 Lt/min. at 8 bar
Temperature range: . . . . . -10°C +80°C

Pistola soffiaggio professionale tipo "Venturi" e accessori
"Venturi" professional blow gun and accessories

- **Caratteristiche:**
  La pistola soffiaggio Air Boy con ugello Venturi permette un aumento del flusso d'aria del 100%.
  Il beccuccio di questa pistola, che è smontabile per facilitarne la pulizia, ha anche una funzione di sicurezza poichè impedisce al flusso d'aria di bloccarsi evitando così qualsiasi problema qualora venga a contatto con la pelle.

- **Features:**
  The Air Boy blow gun with ByPass nozzle is constructed for incorporation of a venturi effect, which increases the air flow by 100%.
  The gun spout can be removed to facilitate cleaning and has a safety function because it prevents air flow from becoming blocked, in order to avoid any possible problem when it is held against the skin, for example.

Art.	Tipo Type	Confezione Pack	€
140110	Canna curva sp. 6 mm con ugello Venturi 6 mm bent pipe with ByPass	25	-
140111	Canna curva sp. 8 mm con ugello Venturi 8 mm bent pipe with ByPass	25	-
UGELLI DI RICAMBIO / EXTRA NOZZLES			
144115	Ugello Venturi 6 mm / 6 mm ByPass	1	-
144116	Ugello Venturi 8 mm / 8 mm ByPass	1	-

Dati
Attacco: . . . . . a baionetta
Pressione: . . . . . Max. 16 bar
Consumo: . . . . . Max. 380 Lt/min. a 8 bar
Temperatura: . . -10°C +80°C

Features
Joint: . . . . . bayonet
Pressure: . . . . . Max. 16 bar
Consumption: . . . . . Max. 380 Lt/min. at 8 bar
Temperature range: . . . . -10°C +80°C

Pistola soffiaggio professionale "Air Boy" silenziata
"Air Boy" silenced professional blow gun

- **Caratteristiche:**
  Le pistole soffiaggio Air Boy con ugello silenziato sono estremamente silenziose, ergonomiche e maneggevoli.
  La leva per lo scarico dell'aria semplifica la regolazione della quantità d'aria necessaria. Il beccuccio di queste pistole ha anche una funzione di sicurezza poiché impedisce al flusso d'aria di bloccarsi evitando così qualsiasi problema qualora venga a contatto con la pelle.
  L'ugello dell'articolo 140125 è smontabile per facilitare la pulizia della pistola.
  La pistola soffiaggio silenziata Air Boy è raccomandata nei luoghi di lavoro in cui è richiesto un livello di rumore inferiore a 79 dB.

- **Features:**
  The Air Boy blow guns with silenced nozzle are extremely silent, ergonomic and handy.
  The air outflow lever makes the adjustment of the needed air quantity easier.
  The gun tip has a safety function because it prevents air flow from becoming blocked, in order to avoid any possible problem when it is held against the skin, for example.
  The nozzle of the item mod. 140125 can be removed to facilitate gun cleaning.
  The Air Boy silenced blow gun is recommended in working places where a noise level under 79 dB is required.

Art.	Tipo Type	Confezione Pack	€
140125	Canna curva 8 mm con silenziatore 8 mm bent pipe with silencer	25	-
140140	Canna curva 8 mm con silenziatore speciale incorporato 8 mm bent pipe with special built-in silencer	25	-

Dati
Attacco: . . . . . a baionetta
Pressione:. . . . . Max. 16 bar (art. 140125) - Max. 12 bar (art. 140140)
Consumo:. . . . . Max. 200 Lt/min. a 8 bar (art. 140125)
Max. 300 Lt/min. a 8 bar (art. 140140)
Temperatura:. . . . . -10°C +60°C
Livello rumore: . . . . . 76 dB a 6 bar

Features
Joint: . . . . . bayonet
Pressure:. . . . . Max. 16 bar (art. 140125) - Max. 12 bar (art. 140140)
Consumption: . . . . . Max. 200 Lt/min. at 8 bar (art. 140125)
Max. 300 Lt/min. at 8 bar (art. 140140)
Temperature range: . . . . . -10°C +60°C
Noise level: . . . . . 76 dB at 6 bar

Pistola soffiaggio professionale "Air Boy" con sicurezza
"Air Boy" professional blow gun with safety

- **Caratteristiche:**
  La pistola soffiaggio Air Boy di sicurezza ha una valvola di restrizione incorporata che riduce la pressione in entrata a 2 bar o a 3,5 bar in base al modello.
  Per questa ragione tale pistola soddisfa le più rigide esigenze in fatto di sicurezza sul lavoro.

- **Features:**
  The Air Boy safety blow gun has a built-in restrictor valve that automatically reduces the inlet pressure to 2.0 b68ar or 3.5 bar respectively.
  The Air Boy safety blow gun fulfils the most stringent requirements with regard to safety at work.

Art.	Tipo Type	Confezione Pack	€
140161	Canna curva 8 mm - Massima pressione di uscita 2 bar 8 mm bent pipe - max. 2 bar	25	-
140171	Canna curva 8 mm - Massima pressione di uscita 3,5 bar 8 mm bent pipe - max. 3.5 bar	25	-

Dati
Attacco: . . . . . a baionetta
Pressione:. . . . . Max. 16 bar
Consumo:. . . . . Max. 140 Lt/min. a 2 bar
Max. 220 Lt/min. a 3,5 bar
Temperatura:. . . -10°C +80°C

Features
Joint:. . . . . bayonet
Pressure . . . . . Max. 16 bar
Consumption:. . . . . Max. 140 Lt/min. at 2 bar
Max. 220 Lt/min. at 3.5 bar
Temperature range:. . . . -10°C +80°C

Parabola antischeggia
Plastic protection shield

- **Caratteristiche:**
  Adatta per tutte le pistole soffiaggio con ugello ø6 e ø8.

- **Features:**
  Suitable fot all blow guns with tip ø6 and ø8.

Art.	Misura Size	€
144180	8 mm	-
144181	6 mm	-

Pistola soffiaggio "Air Boy" con elevata resa d'aria
"Air Boy" blow gun with high air outflow

- **Caratteristiche:**
  La pistola soffiaggio Air Boy con ugello piatto in ABS ha consumi ridotti, un inquinamento acustico contenuto e consente di avere un potente getto a ventaglio.

- **Features:**
  The Air Boy blow gun has a flat nozzle in ABS - a material resistant to most chemicals. It is specially designed for areas where there is a need for a regulated, flat air flow: the perfect solution for generating a quiet and efficient distribution of compressed air.

Art.	Tipo Type	Confezione Pack	€
140026	Con ugello a pettine Flat nozzle	25	-

Dati
Attacco: . . . . . a baionetta
Pressione: . . . . . Max. 16 bar
Consumo: . . . . . Max. 420 Lt/min. a 5 bar
Temperatura: . . . . . -10°C +80°C
Livello rumore: . . . . . 79 dB

Features
Joint: . . . . . bayonet
Pressure: . . . . . Max. 16 bar
Consumption: . . . . . Max. 420 Lt/min. at 5 bar
Temperature range: . . . . . -10°C +80°C
Noise level: . . . . . 79 dB

Pistola gonfiaggio professionale "JWL"
"JWL" professional inflating gun

- **Caratteristiche:**
  Questa pistola può essere utilizzata per gonfiare palloni, biciclette e ruote di ciclomotori, di automobili e di camion. Si tratta di uno strumento professionale che assicura al manometro di ricevere pressione solo dal pneumatico. Questo protegge il manometro da qualsiasi tipo di shocks riducendo al minimo le possibilità di rottura.

- **Features:**
  This gun is ideal for inflating balls of all types. It is particularly suitable for use of all types of bicycles and mopeds and can be used for inflating tyres and inner tubes equipped with a car valve. The inflating gun is a professional tool specially constructed with a valve that ensures that the gauge will only be exposed to pressure from the tyre. This protects the gauge against unnecessary surges and shocks.

Art.	Tipo Type	Confezione Pack	€
150120	Con manometro diam 63 con testina gonfiaggio standard With gauge ø63 with standard connector	1	-
150123	Con manometro diam 63 con testina gonfiaggio per camion With gauge ø63 with connector for trucks	1	-

Dati
Attacco: . . . . . a baionetta
Pressione: . . . . . Max. 10 bar

Features
Joint: . . . . . bayonet
Pressure: . . . . . Max. 10 bar

Pistola lavaggio professionale
Professional cleaning gun

- **Applicazione:**
  La pistola lavaggio JWL è prodotta esclusivamente con materiale sintetico ed è particolarmente adatta per l'industria, l'officina e per il settore agricolo, per qualsiasi tipo di macchina e di motore.
- **Istruzioni per l'uso:**
  1) Riempire il serbatoio della pistola lavaggio con un detergente per pulizia.
  2) Agganciare la pistola al compressore.
  3) Attivando la leva per l'erogazione dell'aria il detergente e l'aria stessa si miscelano e vengono soffiati sull'oggetto per una perfetta pulizia.
  4) L'ugello regolabile facilita la regolazione della quantità di liquido richiesta.
  5) L'ugello può esere bloccato nella posizione richiesta grazie alla presenza di un dado di fissaggio.

- **Application:**
  The JWL cleaning gun is manufactured solely of synthetic material and is used in the industry, car workshops, agriculture etc. for cleaning engines and machines.
- **Instruction for use:**
  1) Fill the container with cleaning fluid.
  2) Connect the handle of the gun to the compressed air supply.
  3) When the handle is activated, the air flow induces the fluid from the container with an ejector effect. The fluid and air are mixed - and blown onto the item to be cleaned.
  4) The adjustable nozzle makes it possible to regulate the quantity of fluid as required.
  5) The nozzle can be locked into the required position by means of a lock nut.

Art.	Tipo Type	Confezione Pack	€
142130	Con tubo lungo 150 mm 150 mm pipe	1	-
142135	Con tubo lungo 200 mm 200 mm pipe	1	-
	ACCESSORI / ACCESSORIES		
143201	Serbatoio 0,75 lt./0.75 lt cup	1	-
143200	Serbatoio 1,20 lt./1.20 lt cup	1	-

Dati
Attacco: . . . . . a baionetta
Pressione: . . . . . 6-12 bar
Consumo: . . . . . Max. 100 Lt/min. a 8 bar
Capacità serbatoio: . . . . . 0,75 lt.

Features
Joint: . . . . . bayonet
Pressure: . . . . . 6-12 bar
Consumption: . . . . . Max. 100 Lt/min. at 8 bar
Cup capacity: . . . . . 0.75 lt.

Pistola aria-acqua professionale
Professional air-water gun

- **Applicazione:**
  La combinazione di aria compressa ed acqua rende possibile lavare oggetti evitando danni che potrebbero essere causati dall' alta pressione, ed inoltre consente di avere un getto più potente rispetto a quello che si otterrebbe dalle normali fonti di erogazioni d'acqua. La pistola Aria-Acqua JWL è costruita in modo che sia possibile avvicinarsi agli oggetti da pulire senza bagnarsi.
- **Caratteristiche:**
  Non genera schizzi d'acqua. Regolazione dell'erogazione dell'acqua molto semplice. La levetta di scatto semplifica la regolazione della pressione. Equipaggiata con un adattatore per l'innesto dell'acqua.
  Prodotto estremamente robusto e resistente agli urti.

- **Application:**
  The combination of compressed air and water makes it possible to wash items which must be protected from any damage caused by high pressure and where there is a need for a higher pressure than that available through the ordinary water supply system. The JWL Air-Water gun is constructed so that it is possible to get close to the item without getting wet.
- **Features:**
  Absolutely no splashback.
  Simple regulation of liquid diffusion. The trigger makes it easy to regulate pressure.
  Fitted with adapter for water coupling.
  Robust, impact resistant product.

Art.	Tipo Type	Confezione Pack	€
142180	Modello standard Standard model	1	-

Dati
Attacco: . . . . . a baionetta
Pressione: . . . . . 4-12 bar
Consumo: . . . . . Max. 380 Lt/min. a 8 bar
Attacco per l'acqua: . . . . . profilo Gardena

Features
Joint: . . . . . bayonet
Pressure: . . . . . 4-12 bar
Consumption: . . . . . Max. 380 Lt/min. at 8 bar
Water connection: . . . . . Gardena profile

Pistola antisonorizzante professionale
Professional underbody spray gun

- **Applicazione:**
  La pistola antisonorizzante JWL è usata per il trattamento anticorrosione delle automobili e delle macchine per agricoltura, applicando un rivestimento protettivo sottile o spesso direttamente dal serbatoio (generalmente da 1 litro).
- **Istruzioni per l'uso:**
  1) Connettere la manopola della pistola al compressore.
  2) Attaccare la pistola al serbatoio di vernice portatile.
  3) Quando la leva è attivata, il flusso d'aria spinge il fluido dal serbatoio verso l'esterno.
  4) La pistola è corredata con un ugello orientabile che puo' essere regolato a seconda della presenza di vernici più o meno fluide.
  5) L'ugello puo' essere sostituito con il tubo in plastica estensibile codice 146110, ideale per nebulizzare liquidi leggeri e per speciali applicazioni su intercapedini, pannelli e porte.

- **Application:**
  The JWL underseal gun is used for anti-corrosion treatment of cars and agricultural machines, when applying thin or thick protective coating directly from the disposable packaging (normally 1 L. canister).
- **Instruction for use:**
  1) Connect the handle of the gun to the compressed air supply.
  2) Screw the gun onto the disposable canister.
  3) When the handle is activated, the air flow induces the fluid from the canister with an ejector effect.
  4) The gun is supplied with an adjustable nozzle that can be regulated to handle thin or thick fluids.
  5) The nozzle can be replaced with extension hose no. 146110, which is ideal for atomising thin liquids for aplication in cavities, panels and doors.

Art.	Tipo Type	Confezione Pack	€
146134	Pistola per vernici a base d'acqua e per vernici ordinarie Gun for both waterbased and ordinary liquids	1	-
	ACCESSORI / ACCESSORIES		
146110	Tubo estensibile diam. 8 x 900 mm Extension hose ø 8 x 900 mm	1	-

Dati
Attacco: . . . . . a baionetta
Pressione: . . . . . 6-10 bar
Consumo . . . . . Max. 380 Lt/min. a 8 bar
Consumo con estensione: . . . Max. 180 Lt/min. a 8 bar

Features
Joint: . . . . . bayonet
Pressure: . . . . . 6-10 bar
Consumption: . . . . . Max. 380 Lt/min. at 8 bar
Consumption with extension: . . . Max. 180 Lt/min. at 8 bar

Pistola sabbiatrice
Sandblasting gun

- **Applicazione:**
  La pistola sabbiatrice JWL è usata per rimuovere la ruggine, la vernice vecchia e lo sporco incrostato.
  Per l'uso ordinario utilizzare sabbia n.00 con granuli da 0,3 a 0,6 mm.
  Per lavori più impegnativi utilizzare sabbia n.0 con granuli da 0,4 a 0,8 mm.
- **Disponibile in 2 versioni:**
  Pistola sabbiatrice con serbatoio da 0,75 lt.
  Kit pistola sabbiatrice con tubo pescaggio sabbia.

ATTENZIONE: utilizzare sempre maschera oppure occhiali protettivi.

- **Application:**
  The JWL sandblasting gun is used to remove rust, old paint and ingrown dirt.
  For ordinary use, sand no. 00 with a grain size of 0.3 mm - 0.6 mm is used.
  For rougher work, sand no. 0 with a size of 0.4 - 0.8 mm.
- **Available in two versions:**
  Sandblasting gun with tank.
  Sandblasting set with suction hose.

WARNING! Always use protection glasses or a protection mask.

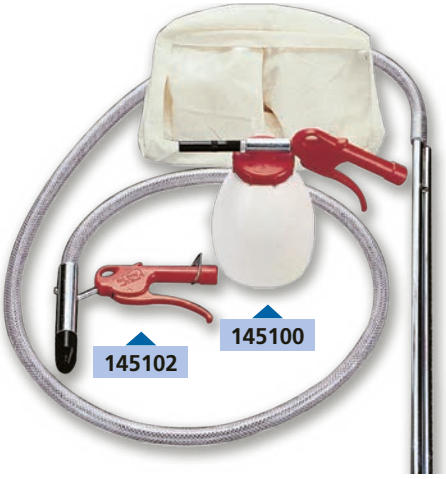

Art.	Tipo Type	Confezione Pack	€
145100	Pistola sabbiatrice con serbatoio Sandblasting gun with tank	1	-
145102	Kit pistola per sabbiare con tubo pescaggio 2,5 mt. Sandblasting set with 2.5 m suction hose	1	-

Dati
Attacco: . . . . . a baionetta
Pressione: . . . . . Max. 12 bar
Consumo: . . . . . 450 Lt/min.

Features
Joint: . . . . . bayonet
Pressure: . . . . . Max. 12 bar
Consumption: . . . . . 450 Lt/min.

Spurgatore per freni professionale
Professional brake bleeder

Con lo spurgatore per freni JWL, è possibile spurgare i freni della Vs. automobile in modo semplice e veloce. L'olio presente nei freni viene risucchiato nel contenitore apposito, evitando qualsiasi fuoriuscita di liquido.

- **Istruzioni per l'uso:**
  1) Connettere la manopola dello spurgatore al sistema di aria compressa.
  2) Liberare la spina del freno ed inserire il tubo di gomma dello spurgatore.
  3) Attivare la leva dello spurgatore al fine di risucchiare il fluido sporco dei freni e di raccoglierlo nell'apposito serbatoio.
  4) Quando dal tubo trasparente di gomma si vedrà l'olio privo di bolle, si potrà concludere l'operazione togliendo il tubo di gomma e chiudendo la spina del freno.
  5) Ripetere l'operazione per tutti i freni.
  6) RICORDARSI di controllare sempre il livello dell'olio.

ATTENZIONE! Non toccare mai il pedale del freno mentre si effettua lo spurgo.

With the JWL brake bleeder, one person can carry out the bleeding of brake systems. The bleeding is done simply, quickly and cleanly. The brake fluid is sucked into the container so spillage is avoided.

- **Instruction for use:**
  1) Connect the handle of the brake bleeder to the compressed air system.
  2) Put the brake bleeder's rubber pipe on the brake system's plug, and loosen the plug.
  3) Activate the handle of the brake bleeder, which causes a partial vacuum in the brake bleeder's container, and the fluid is sucked over into the container.
  4) When the rubber pipe and a section of the hose are held up vertically, it can be seen through the hose when the brake fluid is free of air bubbles. Then tighten the bleeding plug and remove the rubber pipe.
  5) Repeat the procedure for each brake cylinder/calibre.
  6) REMEMBER to check constantly the fluid level.

WARNING! Do not touch the brake pedal of the car - whilst bleeding the brakes.

Art.	Tipo / Type	Confezione / Pack	€
143100	Spurgatore per freni / Brake bleeder	1	-
143110	Con sistema di riempimento / With filling system	1	-
	ACCESSORI / ACCESSORIES		
143201	Serbatoio 0,75 lt / 0.75 lt cup	1	-
143200	Serbatoio 1,20 lt / 1.20 lt cup	1	-

Dati
Attacco: . . . . . a baionetta
Pressione: . . . . . 6-12 bar
Consumo: . . . . . Max. 180 Lt/min. a 8 bar
Capacità serbatoio: . . . . . 1,20 lt.
Pressione a vuoto: 60%

Features
Joint: . . . . . bayonet
Pressure: . . . . . 6-12 bar
Consumption: . . . . . Max. 180 Lt/min. at 8 bar
Cup capacity: . . . . . 1.20 lt.
Vacuum pressure 60%

Kit professionale per l'estrazione di olio da piccoli motori
Professional kit for oil suction from small motors

- **Istruzioni per l'uso:**
  1) Agganciare il Kit per estrarre l'olio al serbatoio di aria compressa.
  2) Togliere il tubo di misurazione dell'olio dal motore.
  3) Inserire il tubo di aspirazione nella tanica di olio.
  4) Attivare il Kit JWL utilizzando l'apposita levetta. Si formerà una depressione e l'olio verrà facilmente aspirato.
  5) Lasciare lavorare il sistema di aspirazione dell'olio fino a completo assorbimento, si noterà che il tubo trasparente di aspirazione sarà vuoto.
  6) Versare olio nuovo nel motore e verificarne il livello.

- **Instruction for use:**
  1) Connect the JWL oil extractor kit to the compressed air supply.
  2) Remove the oil dipstick from the engine.
  3) Insert the suction hose into the oil tank.
  4) Activate the JWL oil evacuator by use of the handle. A vacuum will now be built up and the oil evacuated.
  5) Let the oil evacuation system continue to run until the suction hose is empty.
  6) Pour in new oil and check the oil level.

Art.	Tipo / Type	Confezione / Pack	€
147150	Estrattore olio per motori / Oil extractor	1	-
	ACCESSORI / ACCESSORIES		
143201	Serbatoio 0,75 lt / 0.75 lt cup	1	-
143800	Silenziatore / Silencer	1	-
143203	Tubo PVC 9x6 1500 mm / 1500 mm PVC hose 9x6	1	-
143200	Serbatoio 1,20 lt / 1.20 lt cup	1	-

Dati
Attacco: . . . . . a baionetta
Pressione: . . . . . Max. 10 bar
Consumo: . . . . . Max. 180 Lt/min. a 8 bar
Capacità serbatoio: . . . . . 1,20 lt.
Pressione a vuoto: . . . . . Min. 60%

Features
Joint: . . . . . bayonet
Pressure: . . . . . Max. 10 bar
Consumption: . . . . . Max. 180 Lt/min. at 8 bar
Cup capacity: . . . . . 1.20 lt.
Vacuum pressure . . . . . Min. 60%

Pistola sodatrice
Sodablasting gun

- **Applicazione:**
  La Sodatrice JWL è ideale per:
  - il restauro e la riparazione di veicoli
  - la cura e la manutenzione di barche
  - la ristrutturazione e il risanamento della casa.

  Avrete così un metodo rapido e delicato per rimuovere vernice e ruggine, anche da luoghi scomodi.
  Il lavoro diventa semplice e risparmiate tempo e fatica.

  La Sodatrice non scalda nè graffia le superfici in metallo, non danneggia vetro, gomma o plastica, quindi non occorrono particolari protezioni.

  La Sodatrice fa risparmiare tempo durante i lavori di smerigliatura e protegge il metallo da cui si toglie la ruggine, a differenza della sabbiatrice.

  La Sodatrice rimuove vernice e sporcizia dai cerchi in lega.
  Inoltre rimuove la vernice antivegetativa dallo scafo senza danneggiare la barca, ed è idonea per imbarcazioni in fibra di vetro, alluminio, acciaio o legno.

  La Sodatrice rimuove smalti e lacche senza danneggiare le guarnizioni di plastica o gomma.

  La Sodatrice rimuove la ruggine dalle superfici in metallo ed elimina la vernice da vetri e cornici in legno delle finestre, senza danneggiarne le guarnizioni.

  La Sodatrice rimuove vernici e smalti dal mobilio in legno.
  Con la Sodatrice potrai perfino eliminare l'inchiostro da imballi in cartone, senza danneggiarli!

  La Sodatrice è delicata e rispetta l'ambiente.

- **Application:**
  JWL Sodablasting is ideal for:
  - Vehicle restoration and maintenance
  - Boat care and maintenance
  - Home restoration and maintenance.

  It is a fast and gentle method of removing paint & corrosion - even from awkward places.

  Sodablasting neither warms up nor stretches the sheet metal.

  Sodablasting does not damage glass, rubber or plastic, that's means: minimal need for shielding.

  Sodablasting protects the bare metal from rusting right away in contrast to sandblasting.

  Sodablasting removes laquer and dirt from Alloy wheels when refurbishing.

  Sodablasting removes anti-fouling paint from boat hulls without damaging the boat and it is suitable for glass-fibre, aluminium, steel or wooden boats.

  Sodablasting removes varnish & doesn't damage rubber or plastic seals.

  Sodablasting cleans paint off glass surfaces or window frames without damaging the glass seals.

  Sodablasting removes varnish from wooden furniture.

  Sodablasting can even remove paint from carton packaging without damaging it.

  Sodablasting is gentle & environment friendly.

Art.	Tipo Type	Confezione Pack	€
145150	Pistola sodatrice / Sodablasting gun	1	-
320100	Soda 5 lt / 5 lt soda	1	-

Si raccomanda l'utilizzo di guanti, maschera di protezione e cuffie antirumore.

We recommend following wear protective equipment during blasting: respiratory protection, eye protection, ear protection and gloves.

145150

320100

Dati
Attacco: . . . . . 1/4"
Pressione: . . . . . 6 - 8 bar (87 - 145 psi)
Consumo: . . . . . 180 Lt/min. a 8 bar
Capacità serbatoio: . . . . . 1,20 lt.

Features
Connection: . . . . . 1/4"
Air supply: . . . . . 6 - 8 bar (87 - 145 psi)
Consumption: . . . . . 180 lt/min (8 bar)
Cup capacity: . . . . . 1.20 lt.

M100 Kit 5 pezzi con serbatoio inferiore, in scatola
5 pieces kit lower cup, in box

Art.	Modello Model	€
M100/10 Kit Italia	Attacchi a baionetta Bayonet joint	-
M100/20 Kit Export	Att. rapidi tedeschi Quick German joints	-
M100/30 Kit Export	Attacchi rapidi Orion Quick Orion joints	-

Contenuto del kit / Kit content

1 aerografo / 1 spray gun
1 pistola soffiaggio / 1 blow gun
1 pistola gonfiaggio / 1 inflating gun
1 pistola lavaggio / 1 washing gun
1 spirale con raccordi / 1 spiral hose with joints

M110 Kit 5 pezzi con serbatoio superiore, in scatola
5 pieces kit upper cup, in box

Art.	Modello Model	€
M110/10 Kit Italia	Attacchi a baionetta Bayonet joint	-
M110/20 Kit Export	Att. rapidi tedeschi Quick German joints	-
M110/30 Kit Export	Attacchi rapidi Orion Quick Orion joints	-

Contenuto del kit / Kit content

1 aerografo / 1 spray gun
1 pistola soffiaggio / 1 blow gun
1 pistola gonfiaggio / 1 inflating gun
1 pistola lavaggio / 1 washing gun
1 spirale con raccordi / 1 spiral hose with joints

32.1 Kit per cabina autocarro
Kit for truck cabins

M150 Kit pistola soffiaggio con spirale in poliuretano
Blow gun kit with polyurethane spiral hose

Art.	Modello Model	€
M150/1		-

Contenuto del kit / Kit content

1 pistola soffiaggio / 1 spirale in PU - 4 mt.
ø 6x4 con attacco baionetta ed innesto rapido Mignon
1 blow gun / 1 PU spiral hose - 4 mt.
ø6x4 with bayonet joint and Mignon quick coupler

M155 Kit rubinetto rapido Mignon per cabine SCANIA - IVECO Stralis e cabine Standard
Mignon quick coupler kit for SCANIA - IVECO Stralis and Standard truck cabins



Art.	Modello Model	€
M155/1		-

M160 Rubinetto rapido Mignon per cabine SCANIA
Mignon quick coupler for SCANIA truck cabins

Art.	Modello Model	€
M160/1	Attacco Scania	-

M165 Rubinetto rapido Mignon per cabine IVECO Stralis
Mignon quick coupler for IVECO Stralis truck cabins

Art.	Modello Model	€
M165/1	Attacco Stralis	-

M170 Rubinetto rapido Mignon con attacco passaparete standard
Mignon quick coupler with standard receptacle

Art.	Modello Model	€
M170/1	Attacco passaparete per tubo 6x4 Receptacle for hose 6x4	-

Compatibili con rubinetti ed innesti Serie MIGNON (pag. 39)
With MIGNON Series taps and couplings compatible (page 39)

info

Modello Italia: con attacchi a baionetta - Modello Orion: con attacchi rapidi Orion - Modello Germany: con attacchi rapidi tedeschi.
Italy model: with bayonet joints - Orion model: with quick Orion couplings - Germany model: with quick German couplings.

M200 Pistola soffiaggio in alluminio
Aluminium blow gun

Art.	Modello Model	€
M200/1	Italia	-
M200/2	Germany	-
M200/3	Orion	-

M210 Pistola soffiaggio in alluminio antinfortunistica
Aluminium safety blow gun

Art.	Modello Model	€
M210/1	Italia	-
M210/2	Germany	-
M210/3	Orion	-

M220 Pistola soffiaggio in alluminio con canna lunga
Aluminium blow gun with long nozzle

Art.	Modello Model	€
M220/1	Italia	-
M220/2	Germany	-
M220/3	Orion	-

M230 Pistola soffiaggio professionale
Professional blow gun

Art.	Modello Model	€
M230/1	Italia	-
M230/2	Germany	-
M230/3	Orion	-

M231 Pistola soffiaggio "ECO"
"ECO" blow gun

Art.	Modello Model	€
M231/1	Italia	-
M231/2	Germany	-
M231/3	Orion	-

M250 Pistola gonfiaggio
Inflating gun

Art.	Modello Model	€
M250/1	Italia	-
M250/2	Germany	-
M250/3	Orion	-

M255 Pistola gonfiaggio digitale
Digital inflating gun

Art.	Modello Model	€
M255/1	Italia	-
M255/2	Germany	-
M255/3	Orion	-

M260 Pistola gonfiaggio manometro CEE
Inflating gun CEE gauge

Art.	Modello Model	€
M260/1	Italia	-
M260/2	Germany	-
M260/3	Orion	-

M270 Pistola gonfiaggio professionale
Professional inflating gun

Art.	Modello Model	€
M270/1	Italia	-
M270/2	Germany	-
M270/3	Orion	-

Manometro 63 mm - Tubo PVC 75 cm
Gauge 63 mm - PVC hose 75 cm long

VEPA

info

Modello Italia: con attacchi a baionetta - Modello Orion: con attacchi rapidi Orion - Modello Germany: con attacchi rapidi tedeschi.
Italy model: with bayonet joints - Orion model: with quick Orion couplings - Germany model: with quick German couplings.

M280 Pistola gonfiaggio professionale
Professional inflating gun

Art.	Modello Model	€
M280/1	Italia	-
M280/2	Germany	-
M280/3	Orion	-

Manometro 80 mm - Tubo PVC 75 cm
Gauge 80 mm - PVC hose 75 cm long

M285 Pistola gonfiaggio professionale "Eurodainu Michelin"
Professional inflating gun "Eurodainu Michelin"

Art.	Modello Model	€
M285/1	1/4" F	-

Fornita completa di scatola e certificato di taratura manometro
Supplied with pack and certificate of gauge setting

Manometro 80 mm - Tubo Gomma 150 cm
Gauge 80 mm - Rubber hose 150 cm long

M286 Ricambio tubo gonfiaggio
Spare inflating hose

Art.	Modello Model	€
M286/1	per/for M285	-

M290 Prova pressione
Pressure gauge

Art.	Modello Model	€
M290/1		-
M290/2	Manometro CEE EEC gauge	-

M300 Pistola lavaggio/nafta serbatoio in acciaio da 1 LT
Washing gun with diesel oil - 1 litre steel cup

Art.	Modello Model	€
M300/1	Italia	-
M300/2	Germany	-
M300/3	Orion	-

M310 Pistola lavaggio/nafta serbatoio in alluminio da 1 litro
Washing gun with diesel oil - 1 litre aluminium cup

Art.	Modello Model	€
M310/1	Italia	-
M310/2	Germany	-
M310/3	Orion	-

M320 Pistola aria-acqua
Air-water gun

Art.	Modello Model	€
M320/1	Italia	-
M320/2	Germany	-
M320/3	Orion	-

M330 Pistola sabbiatrice con tubo da 1,3 mt
Sandblasting gun with hose 1.3 mt long

Art.	Modello Model	€
M330/1	Italia	-
M330/2	Germany	-
M330/3	Orion	-

M335 Pistola sabbiatrice con serbatoio da 1 Kg.
Sandblasting gun with tank 1 Kg.

Art.	Modello Model	€
M335/1	Italia	-
M335/2	Germany	-
M335/3	Orion	-

M337 Sabbia per sabbiatrici
Sand for sandblasting guns

Art.	Confezione Pack	€
M337/1	5 kg	-

V18410 Pistola per schiuma poliuretanica
Gun for polyurethane foam

Art.	Conf. Pack	€
V18410	1	-

M400 Beccuccio per pistola soffiaggio
Nozzle for blow gun

Art.	Per For	€
M400/1	M200	-

M410 Canna lunga per pistola soffiaggio
Long nozzle for blow gun

Art.	Per For	€
M410/1	M220	-

M415 Ugello per sabbiatrice
Nozzle for sandblasting

Art.	Per For	€
M415/1	M330 - M335	-

M420 Manometro attacco radiale ø 63 mm scala 0-12 bar attacco 1/4" maschio
Gauge with radial connection 1/4" male range 0-12 bar ø 63 mm

Art.	Per For	€
M420/1	M250	-
M420/2	M260	-

M430 Manometro attacco posteriore 1/4" maschio scala 0-12 bar ø 63 mm e scala 0-12 ø 80 mm
Gauge with radial connection 1/4" male range 0-12 bar ø 63 mm and range 0-12 bar ø 80 mm

Art.	Per For	€
M430/1	M270	-
M430/2	M280	-

M440 Manometro digitale
Digital gauge

Art.	Per For	€
M440/1	M255	-

M450 Protezione in gomma per manometro
Rubber protection for gauge

Art.	Descrizione Description	€
M450/1	ø 63 radiale / radial	-
M450/2	ø 63 posteriore / rear	-
M450/3	ø 80 posteriore / rear	-

Per modelli / For models: M250, M260, M270 e/and M280

M460 Kit testine gonfiaggio
Inflating head kit

Art.	Descrizione Description	€
M460/1	3 pz/3 pcs	-

M470 Testina gonfiaggio
Inflating head

Art.	Descrizione Description	€
M470/1		-

Per modelli / For models: M250, M260, M270 e/and M280

M480 Puntalino prova pressione
Inflating valve



Art.	Descrizione Description	€
M480/1		-

Per modelli / For models: M250, M260, M270 e/and M280

M490 Tubo gonfiaggio
Rubber hose for inflating

Art.	Descrizione Description	€
M490/1	per / for M250/1	-
M490/2	per / for M270/1 e / and M280/1	-

VEPA

info

Tutti gli aerografi di questa pagina hanno il raccordo con dado fresato per attacco a baionetta. Su richiesta, possono essere forniti con attacco rapido Tedesco o Orion.

All spray guns on this page have a joint with milled nut for bayonet joint. On demand we can supply spray guns with German or Orion quick coupling.

M600 Aerografo con serbatoio inferiore da 1 litro
Spray gun with lower cup 1 litre

Art.	Ugello Nozzle	€
M600/1	1	-
M600/2	1,2	-
M600/3	1,5	-
M600/4	1,8	-
M600/5	2	-
M600/6	2,5	-
M600/7	3	-

M610 Aerografo con serbatoio superiore da 1 litro
Spray gun with upper cup 1 litre

Art.	Ugello Nozzle	€
M610/1	1	-
M610/2	1,2	-
M610/3	1,5	-
M610/4	1,8	-
M610/5	2	-
M610/6	2,5	-
M610/7	3	-

M620 Aerografo con serbatoio superiore da 0,5 litri
Spray gun with upper cup 0.5 litres

Art.	Ugello Nozzle	€
M620/1	1	-
M620/2	1,2	-
M620/3	1,5	-
M620/4	1,8	-
M620/5	2	-
M620/6	2,5	-
M620/7	3	-

M630 Aerografo per verniciatura sottopressione
Spray gun for underpressure cup

Art.	Ugello Nozzle	€
M630/1	1	-
M630/2	1,2	-
M630/3	1,5	-
M630/4	1,8	-
M630/5	2	-
M630/6	2,5	-
M630/7	3	-

M650 Kit ricambi per aerografi M600, M610, M620 ed M630
Spare parts for spray guns M600, M610, M620 and M630



Art.	Ugello Nozzle	€
M650/1	1	-
M650/2	1,2	-
M650/3	1,5	-
M650/4	1,8	-
M650/5	2	-
M650/6	2,5	-
M650/7	3	-

V12500 MIZAR
Aerografo con serbatoio inferiore da 1 litro
• Spray Gun with lower cup 1 litre

Art.	Ugello Nozzle	Conf. Pack	€
V12500/1	1,2	1	-
V12500/2	1,5	1	-
V12500/3	1,8	1	-
V12500/4	2,0	1	-
V12500/5	2,5	1	-

V12600 MIZAR
Aerografo serbatoio superiore da 0,5 litri
Spray Gun with upper cup 0.5 litres

Art.	Ugello Nozzle	Conf. Pack	€
V12600/1	1,2	1	-
V12600/2	1,5	1	-
V12600/3	1,8	1	-
V12600/4	2,0	1	-
V12600/5	2,5	1	-

V12650 Kit ricambi per aerografi V12500 e V12600
Spare parts for spray guns V12500 and V12600

Kit Ricambi Spare Parts	Ugello Nozzle	Conf. Pack	€
V12650/1	1,2	1	-
V12650/2	1,5	1	-
V12650/3	1,8	1	-
V12650/4	2,0	1	-
V12650/5	2,5	1	-

info

Tutti gli aerografi di questa pagina hanno il raccordo con dado fresato per attacco a baionetta. Su richiesta, possono essere forniti con attacco rapido Tedesco o Orion.

All spray guns on this page have a joint with milled nut for bayonet joint. On demand we can supply spray guns with German or Orion quick coupling.

M700 — Aerografo mod. G70 con serbatoio inferiore da 1 litro / Spray gun G70 model with 1 litre lower cup

ASTURO

Art.	Ugello Nozzle	€
M700/1	1	-
M700/2	1,2	-
M700/3	1,5	-
M700/4	1,8	-
M700/5	2	-
M700/6	2,2	-
M700/7	2,5	-
M700/8	3	-
M700/9	4	-

M710 — Aerografo mod. E70 con serbatoio superiore da 1 litro / Spray gun E70 model with 1 litre upper cup

ASTURO

Art.	Ugello Nozzle	€
M710/1	1	-
M710/2	1,2	-
M710/3	1,5	-
M710/4	1,8	-
M710/5	2	-
M710/6	2,2	-
M710/7	2,5	-
M710/8	3	-
M710/9	4	-

M720 — Aerografo mod. E70 con serbatoio superiore da 0,5 lt. / Spray gun E70 model with 0.5 lt. upper cup

ASTURO

Art.	Ugello Nozzle	€
M720/1	1	-
M720/2	1,2	-
M720/3	1,5	-
M720/4	1,8	-
M720/5	2	-
M720/6	2,2	-
M720/7	2,5	-
M720/8	3	-
M720/9	4	-

M750 — Kit ricambi per aerografi M700, M710 ed M720 / Spare parts for spray guns M700, M710 and M720

ASTURO



Art.	Ugello Nozzle	€
M750/1	1	-
M750/2	1,2	-
M750/3	1,5	-
M750/4	1,8	-
M750/5	2	-
M750/6	2,2	-
M750/7	2,5	-
M750/8	3	-
M750/9	4	-

M755 — Aerografo con serbatoio superiore da 0,125 litri, getto tondo e a ventaglio / Spray gun with upper cup 0.125 litres, round and fanwise jet

ASTURO

Art.	Ugello Nozzle	€
M755/1	0,5	-
M755/2	0,7	-
M755/3	1,0	-
M755/4	1,2	-

M756 — Kit ricambi per aerografi M755 / Spare parts for spray guns M755

ASTURO



Art.	Ugello Nozzle	€
M756/1	0,5	-
M756/2	0,7	-
M756/3	1,0	-
M756/4	1,2	-

V12300 — GOLD Aerografo professionale con serbatoio inferiore da 1 litro • Professional suction Spray Gun with 1 litre lower cup

ITALCO

Art.	Ugello Nozzle	Conf. Pack	€
V12300/1	1,2	1	-
V12300/2	1,4	1	-
V12300/3	1,7	1	-
V12300/4	2,0	1	-
V12300/5	2,2	1	-
V12300/6	2,5	1	-

V12400 — GOLD Aerografo professionale con serbatoio superiore da 0,600 lt. • Professional suction Spray Gun with 0.6 lt. upper cup

ITALCO

Art.	Ugello Nozzle	Conf. Pack	€
V12400/1	1,2	1	-
V12400/2	1,4	1	-
V12400/3	1,7	1	-
V12400/4	2,0	1	-
V12400/5	2,2	1	-
V12400/6	2,5	1	-

V12450 — Kit ricambi per aerografi V12300 e V12400 / Spare parts for spray guns V12300 and V12400

ITALCO

Art.	Ugello Nozzle	Conf. Pack	€
V12450/1	1,2	1	-
V12450/2	1,4	1	-
V12450/3	1,7	1	-
V12450/4	2,0	1	-
V12450/5	2,2	1	-
V12450/6	2,5	1	-

V12900 MINI SKILL
Mini Aerografo Professionale con serbatoio superiore da 0,250 lt. • Professional Mini Spray Gun with upper cup **0.250 litres**

ITALCO

Art.	Ugello Nozzle	Conf. Pack	€
V12900/1	0,8	1	-
V12900/2	1,0	1	-
V12900/3	1,2	1	-

V12950 Kit ricambi per aerografi V12900
Spare parts for spray guns V12900

ITALCO



Art.	Ugello Nozzle	Conf. Pack	€
V12950/1	0,8	1	-
V12950/2	1,0	1	-
V12950/3	1,2	1	-

V13502 Kit Aeropenna
Airbrush Kit

Linea HOBBY Line

ITALCO

- Kit composto da aeropenna, 2 tazze in vetro da cc 22 e cc 50, serbatoio da cc 10, tubetto, raccordo adattatore, supporto per aeropenna.
- Kit composed of airbrush. 2 glass cups of 22 cc and 50 cc, cup of 10 cc capacity, adaptor, airbrush holder.

Art.	Conf. Pack	€
V13502	1	-

V13602 Aeropenna
Airbrush

Linea PROFESSIONAL Line

ITALCO

- Aeropenna PROFESSIONALE con serbatoio superiore cc 7. Corpo in metallo. Ago inox, ugello in acciaio temprato Ø 0,3.
  Per vernici acriliche, tempere, china e smalti.
- PROFESSIONAL Airbrush with gravity cup of 7 cc capacity. Metallic body. Stainless steel needle, tempered steel nozzle Ø 0,3.
  For acrylic paints, distempers, Indian inks and enamels.

Art.	Conf. Pack	€
V13602	1	-

info

Tutti gli aerografi di questa pagina hanno il raccordo con dado fresato per attacco a baionetta. Su richiesta, possono essere forniti con attacco rapido Tedesco o Orion.

All spray guns on this page have a joint with milled nut for bayonet joint. On demand we can supply spray guns with German or Orion quick coupling.

M800 Aerografo di buona qualità con serbatoio inferiore da **1 litro**
Good quality spray gun with lower cup **1 litre**

Art.	Ugello Nozzle	€
M800/1	1,2	-
M800/2	1,5	-
M800/3	1,8	-
M800/4	2	-
M800/5	2,5	-

Chiusura a baionetta
Bayonet lock

M810 Aerografo di buona qualità con serbatoio inferiore da **1 litro**
Good quality spray gun with lower cup **1 litre**

Art.	Ugello Nozzle	€
M810/1	1,2	-
M810/2	1,5	-
M810/3	1,8	-
M810/4	2	-
M810/5	2,5	-

Chiusura autoclave
Autoclave lock

M820 Aerografo di buona qualità con serbatoio superiore da **0,5 litri**
Good quality spray gun with upper cup **0.5 litres**

Art.	Ugello Nozzle	€
M820/1	1,2	-
M820/2	1,5	-
M820/3	1,8	-
M820/4	2	-
M820/5	2,5	-

M850 Kit ricambi per aerografi M800, M810 ed M820
Spare parts for spray guns M800, M810 and M820

Art.	Ugello Nozzle	€
M850/2	1,2	-
M850/3	1,5	-
M850/4	1,8	-
M850/5	2	-
M850/6	2,5	-

M900 Pistola antirombo con serbatoio da 1 Kg.
Underbody paint spray gun with lower cup 1 Kg.

Art.	Modello Model	€
M900/1	Italia	-
M900/2	Germany	-
M900/3	Orion	-

M905 Pistola antirombo senza serbatoio
Underbody paint spray gun without cup

Art.	Modello Model	€
M905/1	Italia	-
M905/2	Germany	-
M905/3	Orion	-

M910 Pistola per verniciare a bassa pressione con serbatoio da 1 Kg.
Low pressure spray gun with cup 1 Kg.

Art.	Modello Model	€
M910/1	Italia	-
M910/2	Germany	-
M910/3	Orion	-

35.1 Professionali
Professional

V10705 FOX
Aerografo "Professionale" con serbatoio superiore da 0,6 lt.
"Professional" spray gun with upper cup 0.6 litres

Art.	Ugello Nozzle	Conf. Pack	€
V10705/1	1,3	1	-
V10705/2	1,4	1	-
V10705/3	1,6	1	-
V10705/4	1,8	1	-
V10705/5	2,0	1	-

CARATTERISTICHE / FEATURES:

Ago e ugello in acciaio inox / Stainless steel needle and nozzle
Peso / Weight . . . . . 480 gr.
Consumo d'aria a 4 bar / Air consumption at 4 bars:. . . . . 200 lt/m
Pressione di alimentazione / Inlet air pressure . . . . . 2 - 4 bar
Serbatoio nylon / Nylon cup capacity . . . . . cc 600

V10312 VEGA
Aerografo ad alto rendimento per verniciatura di grandi superfici
High efficiency Spray Gun for large surfaces

Art.	Ugello Nozzle	Conf. Pack	€
V10312/1	1,1	1	-
V10312/2	1,4	1	-
V10312/3	1,8	1	-
V10312/4	2,0	1	-

CARATTERISTICHE / FEATURES:

Per collegamento a serbatoi sotto pressione o a sistemi di verniciatura a bassa pressione. Particolarmente indicato per finitura, specialmente in carrozzeria industriale e nell'industria del mobile.

Fed through pressurized tanks or low pressure paint systems.
Recommended for finishes specially in industrial body shop and woodworking.

V10755 Kit ricambi per aerografi V10705
Spare parts for spray guns V10705

Art.	Ugello Nozzle	Conf. Pack	€
V10755/1	1,3	1	-
V10755/2	1,4	1	-
V10755/3	1,6	1	-
V10755/4	1,8	1	-
V10755/5	2,0	1	-

V10313 Kit ricambi per aerografi V10312
Spare parts for spray guns V10312

Art.	Ugello Nozzle	Conf. Pack	€
V10313/1	1,1	1	-
V10313/2	1,4	1	-
V10313/3	1,8	1	-
V10313/4	2,0	1	-

V10060 — PREMIUM
Aerografo di nuova generazione LVLP - ideale per vernici all'acqua
LVLP new generation Spray Gun - ideal for water based products

Art.	Ugello Nozzle	Conf. Pack	€
V10060/1	1,3	1	-
V10060/2	1,4	1	-
V10060/3	1,6	1	-
V10060/4	1,8	1	-
V10060/5	2,0	1	-
V10060/6	2,5	1	-

Questo aerografo viene fornito completo di pratica valigetta in plastica.
This spray gun is supplied complete with a handy plastic case.

CARATTERISTICHE / FEATURES:
Ago e ugello in acciaio inox / Stainless steel needle and nozzle
Alta velocità di lavoro / Very fast working
Ridotto overspray / Low over spray
Distanza aerografo dalla superficie da verniciare / Spray gun distance to object: . . . . . 20 cm.
Leggerissimo / Very light . . . . . 450 gr.
Alto trasferimento / High transfer efficiency: . . . . . 70 %
Risparmio vernice fino a / Material saving up to: . . . . . 35 %
Pressione all'ugello / Outlet pressure: . . . . . 0.7 bar
Basso consumo d'aria / Low air consumption: . . . . . 200 lt/m
Serbatoio nylon / Nylon cup capacity . . . . . cc 600

V10070 — WIND
Aerografo altamente innovativo con serbatoio superiore da 0,6 lt.
High innovative Spray Gun with upper cup 0.6 litres

Art.	Ugello Nozzle	Conf. Pack	€
V10070/1	1,3	1	-
V10070/2	1,4	1	-
V10070/3	1,7	1	-
V10070/4	2,0	1	-
V10070/5	2,5	1	-

Questo aerografo viene fornito completo di pratica valigetta in plastica.
This spray gun is supplied complete with a handy plastic case.

CARATTERISTICHE / FEATURES:
Ago e ugello in acciaio inox / Stainless steel needle and nozzle
Ridotto overspray / Low over spray
Leggerissimo / Very light . . . . . 490 gr.
Basso consumo d'aria / Low air consumption: . . . . . 200 lt/m
Serbatoio nylon / Nylon cup capacity . . . . . cc 600

V10065 — Kit ricambi per aerografi V10060
Spare parts for spray guns V10060

Art.	Ugello Nozzle	Conf. Pack	€
V10065/1	1,3	1	-
V10065/2	1,4	1	-
V10065/3	1,6	1	-
V10065/4	1,8	1	-
V10065/5	2,0	1	-
V10065/6	2,5	1	-

V10075 — Kit ricambi per aerografi V10070 e V12800
Spare parts for spray guns V10070 and V12800

Art.	Ugello Nozzle	Conf. Pack	€
V10075/1	1,3	1	-
V10075/2	1,4	1	-
V10075/3	1,7	1	-
V10075/4	2,0	1	-
V10075/5	2,5	1	-

V12800 — WIND HD
Aerografo per prodotti ad alta densità con serbatoio superiore da 0,6 lt.
Spray Gun for high density products with upper cup 0.6 litres

Art.	Ugello Nozzle	Conf. Pack	€
V12800/1	1,4	1	-
V12800/2	1,7	1	-
V12800/3	2,0	1	-
V12800/4	2,5	1	-

CARATTERISTICHE / FEATURES:
Ago e ugello in acciaio inox / Stainless steel needle and nozzle
Corpo in lega leggera / Aluminium body
Consumo d'aria a 3 bar / Air consumption at 3 bars: . . . . . 220 - 320 lt/m
Pressione di alimentazione / Inlet air pressure . . . . . 2,5 - 3 bar
Serbatoio nylon / Nylon cup capacity . . . . . cc 600

Questo aerografo viene fornito completo di pratica valigetta in plastica.
This spray gun is supplied complete with a handy plastic case.

SERBATOI A GRAVITÀ
CUPS FOR GRAVITY SPRAY GUNS

Cod. Ricambio Spare Part Code	Aerografo Spray Gun	€
VR/101	V10060 - V10070	-
VR/114	V10705	-
VR/100	V12400	-
VR/107	V12600	-
VR/109	V12900	-
VR/113	V12800	-
M660/3	M620	-
M660/6	M610	-
M760/2	M720	-
M760/3	M710	-

SERBATOI INFERIORI
CUPS FOR SUCTION GUNS

Cod. Ricambio Spare Part Code	Aerografo Spray Gun	€
VR/125	V12300	-
VR/123	V12500	-
M660/4	M600 - M310	-
M760/4	M700	-

GUARNIZIONI PER SERBATOI
GASKETS FOR CUPS

Cod. Ricambio Spare Part Code	Aerografo Spray Gun	€
VR/135	V12300	-
VR/133	V12500	-
M660/1	M600 - M310	-
M760/1	M700	-

V90300 FILTRO STRAINER

- Filtro per aerografi con serbatoio inferiore.
- Strainer for suction spray guns.

Art.	Conf. Pack	€
V90300	1	-

V90400 FILTRO STRAINER

- Filtro per aerografi FOX (V10705).
- Strainer for FOX (V10705) spray guns.

Art.	Conf. Pack	€
V90400	1	-

V90401 FILTRO STRAINER

- Filtro per aerografi PREMIUM, WIND e Mini SKILL. Idoneo anche per SATA, IWATA, DEVILBISS.
- Strainer for PREMIUM, WIND and Mini SKILL spray guns. Also suitable for SATA, DEVILBISS and IWATA spray guns.

Art.	Conf. Pack	€
V90401	1	-

V90403 FILTRO STRAINER

- Filtro per aerografi GOLD (V12400).
- Strainer for GOLD (V12400) spray gun.

Art.	Conf. Pack	€
V90403	1	-

V13900 REGOLATORE DI FLUSSO / AIR FLOW REGULATOR

ITALCO

Art.	Conf. Pack	€
V13900	1	-

V13910 REGOLATORE DI FLUSSO CON MANOMETRO / AIR FLOW REGULATOR WITH MANOMETER

ITALCO

Art.	Conf. Pack	€
V13910	1	-

V13912 FILTRO PER AEROGRAFO / FILTER FOR SPRAY GUN

ITALCO

Art.	Conf. Pack	€
V13912	1	-

V13913 RACCORDO GIREVOLE E SNODATO / SWIVEL ROTATING CONNECTOR

- Per il collegamento di aerografi e utensili pneumatici ai vari tipi di tubi flessibili. Con questo raccordo l'aerografo (o l'utensile) è libero di muoversi senza il condizionamento del tubo.
  Attacchi: 1/4" maschio girevole - 1/4" femmina.
- For connecting spray guns and tools to various kind of flexible tubes. With this swivel connector the tools are easily managed.
  Connections: rotating 1/4" male - 1/4" female.

Art.	Conf. Pack	€
V13913	1	-

V92100 SUPPORTO AEROGRAFI SERBATOIO SUP. / GRAVITY SPRAY GUN HOLDER

ITALCO

- Supporto per fissaggio a parete o su banco.
- Wall or table spray gun holder.

Art.	Conf. Pack	€
V92100	1	-

V92101 SUPPORTO AEROGRAFI SERBATOIO SUP. / GRAVITY SPRAY GUN HOLDER

ITALCO

- Supporto magnetico.
- Magnetic spray gun holder.

Art.	Conf. Pack	€
V92101	1	-

V15107 PISTOLA PER ESSICCAZIONE VERNICE / DRYER BLOW GUN

ITALCO

- Dryer gun è lo strumento ideale per la carrozzeria, per velocizzare l'essiccazione delle vernici a base acqua.
  Il principio Venturi con il quale è realizzata la pistola consente di ottenere un grande volume d'aria in uscita, con un minimo consumo dell'aria proveniente dal compressore.

  La bocca posteriore della pistola, attraverso la quale entra l'aria ambiente, è protetta da un filtro di rete in acciaio inox.

- Dryer gun is ideal for body workshop where waterborne drying times need to be accelerated.

  Air flow generated is very homogeneous. Venturi's technology applicated allows to have a big air flow, with low consumption of compressed air.

  The back mouth of the gun is protected by a filter in stainless steel.

i

È IMPORTANTE COLLEGARE LA PISTOLA ALLA RETE DELL'ARIA COMPRESSA CON L'INTERPOSIZIONE DI UN FILTRO-SEPARATORE DI CONDENSA (vedi Art. **F452** - pag. 68).

IT IS IMPORTANT TO USE A FILTER-SEPARATOR OF CONDENSATE BEFORE JOINING THE GUN TO AIR COMPRESSED NETWORK (see Art. **F452** on page 68).

Art.	Conf. Pack	€
V15107	1	-

SERBATOIO DA 2 LITRI
TWO LITRE TANK

- Gruppo formato da:
  Serbatoio sotto pressione da 2 litri con regolatore di pressione e manometro.
  Tubo binato da mt. 1,80 - Aerografo Vega (Art. V10312).

- Set composed of:
  Two litre tank with pressure regulator and gauge.
  Doubled tube of 1.80 mt. length
  Vega Spray gun (Art. V10312).

Art.	Descrizione Description	Conf. Pack	€
V20310	Solo serbatoio - Tank only	1	-
V20311	Gruppo completo - Set	1	-

V20315 SERBATOIO IN ACCIAIO INOX DA 9 LITRI
9 LITRE STAINLESS STEEL TANK

- Serbatoio in acciaio inossidabile da litri 9 con regolatore di pressione, manometro e rubinetto.
  Per vernici e per colla vinilica.

- 9 litre stainless steel tank with pressure regulator and gauge.
  Suitable for paints and vinyl glue.

Art.	Conf. Pack	€
V20315	1	-

V20318 SERBATOIO CON AGITATORE MANUALE DA 20 LITRI
20 LITRE TANK WITH MANUAL MIXER

- Serbatoio in acciaio da litri 20 completo di regolatore di pressione e manometro.

- 20 litre steel tank with pressure regulator and gauge.

Art.	Conf. Pack	€
V20318	1	-

TUBI BINATI
DOUBLED TUBES

- Tubi binati per collegamento aerografo-serbatoio sotto pressione ed aerografo-pompe a bassa pressione, per passaggio aria-vernice.

- Doubled tubes to connect spray gun-pressurized tank and spray gun-low pressure pump, for compressed air and paint.

Art.	Lunghezza mt Length mt	Conf. Pack	€
V20210	2	1	-
V20212	5	1	-
V20213	7,5	1	-
V20214	10	1	-
V20215	15	1	-

V20100 PM 20
UNITÀ PNEUMATICA A DOPPIA MEMBRANA - SISTEMA A BASSA PRESSIONE
DOUBLE DIAPHRAGM PNEUMATIC UNIT - LOW PRESSURE SYSTEM

- Per la verniciatura nei settori:
  Carrozzeria industriale, industria del mobile, carpenteria.
  Nebulizzazione della vernice ad aria, per una finitura di alta qualità. Prodotti erogabili:
  vernici a solvente, vernici a base acqua, a bassa viscosità.
  L'unità può essere equipaggiata con un sistema pescante (Art. V20102) per aspirare la vernice direttamente dal proprio recipiente, senza dover travasare. Oppure si può dotare di un serbatoio a caduta da lt. 5 (Art. V20103).

- For painting in following working field:
  Industrial body shop, woodworking, carpentry
  Atomisation by air for high quality finishes.
  Suitable for all type of paint.
  The unit can be equipped with a suction system (Art. V20102) or with a gravity 5 litre tank (Art. V20103).

CARATTERISTICHE / FEATURES:

Pressione di esercizio / Working pressure . . . . . 1,8-7 bar
Consumo aria / Air consumption: . . . . . 200 lt/min.
Portata max vernice / Max paint flow: . . . . . 20 lt/min.

Art.	Conf. Pack	€
V20100	1	-

Accessori per Art. V20100 - Accessories for Art. V20100

V20102 SISTEMA DI ASPIRAZIONE CON PESCANTE
SUCTION SYSTEM

Art.	Conf. Pack	€
V20102	1	-

V20103 SERBATOIO A GRAVITÀ
GRAVITY TANK

- Capacità 5 litri.

- 5 Liters capacity.

Art.	Conf. Pack	€
V20103	1	-

AIRLESS ELETTRICO
ELECTRIC AIRLESS

- Sistema a membrana ad alta pressione per la verniciatura di grandi superfici. Consente alte velocità di applicazione con una ridotta formazione di over spray.
  SETTORI DI IMPIEGO
  EDILIZIA: imbiancature, impermeabilizzazioni, applicazione di quarzi micronizzati
  INDUSTRIA: macchine utensili, carpenteria
  CANTIERISTICA: nautica, grandi serbatoi
  PRODOTTI EROGABILI
  antiruggine, smalti, pitture, tempere, quarzi micronizzati, stucco a spruzzo, vernici mono e bi-componenti, prodotti poliuretanici, epossidici, epossicatrami.
  DOTAZIONE DI SERIE
  Sistema di aspirazione
  Pistola 500 bar con filtro
  Ugello a cambio rapido con autopulitore
  Tubo mt. 10 per il collegamento della pistola.

- High pressure diaphragm system to paint large surfaces.
  It combines high working speed with low over spray.
  WORKING FIELD
  BUILDING: for whitening, micro quartz, waterproofing.
  INDUSTRY: carpentry, machine-tools, nautical industry, large tanks.
  PRODUCTS
  antirust paints, enamels, distempers, micro quartz, putty spray, elastomers mono and bi-components paints, epoxy products, polyurethane products.
  EQUIPPED WITH
  Suction system
  500 bar spray gun with strainer
  Speed change nozzle with self cleaner
  10 meter hose to connect spray gun.

Art.	Motore Engine	Pressione max. Maximum pressure	Lunghezza max. tubo (mt) Maximum length hose (mt)	Erogazione libera Free flow	Peso (kg) Weight (kg)	Conf. Pack	€
V20150	HP 1,5 - 230 V.	250 bar	50	5 lt./min	45	1	-
V20151	HP 3 - 230 V.	250 bar	100	9 lt./min	64	1	-

AIRLESS ELETTRICO
ELECTRIC AIRLESS

- Sistema a membrana ad alta pressione per la verniciatura di grandi superfici.
  I settori di impiego sono gli stessi indicati per gli articoli soprariportati.
  Variano la potenza della pompa e del motore, come indicato in tabella.
  DOTAZIONE DI SERIE
  Serbatoio a caduta da lt. 5
  Pistola 500 bar con filtro
  Ugello a cambio rapido con autopulitore
  Tubo mt. 10 per il collegamento della pistola.
  Smontando il serbatoio è possibile equipaggiare la macchina con un sistema di aspirazione (cod. V20171 e V20172) per aspirare il prodotto da applicare direttamente da fusto.

- High pressure diaphragm system to paint large surfaces.
  The working fields are the same indicated for previous items.
  The technical data are indicated in the table below.
  EQUIPPED WITH
  Gravity tank (5 lt. capacity)
  500 bar spray gun with strainer
  Speed change nozzle with self cleaner
  10 meter hose to connect spray gun
  Available suction system (Art. V20171 and V20172).

Art.	Motore Engine	Pressione max. Maximum pressure	Lunghezza max. tubo (mt) Maximum length hose (mt)	Erogazione libera Free flow	Peso (kg) Weight (kg)	Conf. Pack	€
V20153	HP 1	200 bar	30	3 lt./min	25	1	-

Accessori - Ricambi per Airless - Accessories and Spare Parts for Airless

V20160 PISTOLA / SPRAY GUN

Art.	Conf. Pack	€
V20160	1	-

V20170 FILTRO PER PISTOLA / STRAINER FOR SPRAY GUN

Art.	ME	Conf. Pack	€
V20170/1	30 (a)	1	-
V20170/2	60 (b)	1	-
V20170/3	100 (c)	1	-
V20170/4	200 (d)	1	-

V20161 UGELLO A CAMBIO RAPIDO / SPEED CHANGE NOZZLE

Art.	Conf. Pack	€
V20161	1	-

SISTEMA DI ASPIRAZIONE V20171 - V20172 / SUCTION SYSTEM V20171 - V20172

Art.	Uso Use	Conf. Pack	€
V20171	Dispersioni-Disp.	1	-
V20172	Vernice-Paint	1	-

V20162 AUTOPULITORE A CAMBIO RAPIDO / SPEED CHANGE SELF CLEANER

Art.	Conf. Pack	€
V20162	1	-

V20180 TUBO / HOSE

- Tubo alta pressione mt. 10 per pistola
- 10 mt. high pressure hose

Art.	Conf. Pack	€
V20180	1	-

PROLUNGA D'UGELLO / NOZZLE EXTENSION

Art.	Lunghezza (mm) Length (mm	Conf. Pack	€
V20165	600	1	-
V20166	1000	1	-
V20168	2000	1	-

V20169 SNODO PER PROLUNGA UGELLO / JOINT FOR NOZZLE EXTENSION

Art.	Conf. Pack	€
V20169	1	-

V20155 AIR MIX
Pompa pneumatica a pistone misto aria • Mixed air pneumatic pump

- **SISTEMA DI VERNICIATURA A MEDIA PRESSIONE**
  Alimentazione della vernice in media pressione e nebulizzazione combinata con aria compressa.
  Con questa tecnica si ottengono finiture di elevata qualità.
  Tutte le parti a contatto con la vernice sono realizzate in acciaio inox. Corredata di flitro aria e regolatori di pressione.

  SETTORI DI IMPIEGO
  Industria del mobile, falegnameria
  Particolarmente indicata per vernici dense a base acqua
  Carrozzeria industriale
  Nautica

  PRODOTTI EROGABILI
  Vernici poliuretaniche - Vernici epossidiche
  Vernici a base acqua - Smalti - Lacche.

- **MEDIUM PRESSURE SYSTEM**
  Medium pressure in the paint supply and nebulization combined with compressed air.
  With this technique we obtain high quality finishes.
  All parts in contact with the paint is made of stainless steel.
  Equipped with filter and air pressure regulators.

  WORKING FIELD
  Furniture industry, carpentry
  Particularly suitable for dense water-based paints
  Industriai body shop
  Boating industry

  PRODUCTS
  Polyurethane coatings - Epoxy paints
  Water-based paints - Enamels - Lacquers.

Art.	Conf. Pack	€
V20155	1	-

Accessori per Art. V20155 - Accessories for Art. V20155

V20156 PISTOLA AIR MIX
AIR MIX GUN

Art.	Conf. Pack	€
V20156	1	-

V20158 PESCANTE
SUCTION SYSTEM

Art.	Conf. Pack	€
V20158	1	-

V20157 UGELLO PER PISTOLA
NOZZLE GUN

Art.	Conf. Pack	€
V20157	1	-

V20159 TUBO BINATO MT. 7.50
DOUBLED HOSE

Art.	Conf. Pack	€
V20159	1	-

FILTRI VERNICE • PAINT STRAINERS

V90100 TAZZA IN NYLON PER FILTRAGGIO VERNICI
FILTERING NYLON CUP

Art.	N° maglie Meshes	Conf. Pack	€
V90100/2	2.000	1	-
V90100/5	5.000	1	-
V90100/7	7.000	1	-
V90100/9	10.000	1	-

V90110 TAZZA IN CARTA PER FILTRAGGIO VERNICE
FILTERING PAPER CUP

Art.	N° maglie Meshes	Conf. Pack	€
V90110/2	2.000 (190µ)	500	-
V90110/5	5.000 (125µ)	500	-

V90112 TAZZA IN CARTA + DISPENSER
FILTERING PAPER CUP + DISPENSER

- Confezione corredata con apposito dispenser per conservare il prodotto in modo ottimale, al riparo da polvere e agenti contaminanti.
- Packaging with dispenser, for protected dust-free storage.

Art.	N° maglie Meshes	Conf. Pack	€
V90112/2	2.000 (190µ)	250	-
V90112/5	5.000 (125µ)	250	-

Avvertenze per la corretta conservazione

Warning on correct storage

1

Inserire nel dispenser la confezione di tazze ancora sigillata.

Place sealed strainer pod into dispenser.

2

Strappare la plastica di protezione lungo la perforazione.

Tear away protective plastic along perforations.

3

Chiudere il dispenser e prelevare le tazze, una per volta, dal basso.

Close dispenser lid and dispense strainers downward
one at time by use of the dispensing tab.

PLATORELLI - ADATTATORI VELCRO • PADS - VELCRO ADAPTERS

PLATORELLO Ø 150 CON VELCRO
150 MM PAD WITH SELF GRIPPING

- Platorello aspirante in nylon e mousse di gomma.
- Nylon and foam rubber suction pad.

Art.	N° fori Holes no.	Conf. Pack	€
V90611	-	1	-
V90615	6 interni / 6 internal	1	-
V90615/F	6 interni / 6 internal	1	-
V90619	9 (8 esterni + 1 centrale) 9 (8 external + 1 central)	1	-
V90619/F	9 (8 esterni + 1 centrale) 9 (8 external + 1 central)	1	-
V90623	9 + 6	1	-
V90623/F	9 + 6	1	-

.../F = Attacco FESTO - FESTO connection

INTERFACCIA - SUPPORTO MORBIDO
SOFT INTERFACE

- Supporto velcrato Ø 150 per platorelli.
- Ø 150 interface for pads - with self gripping.

Art.	N° fori Holes no.	Conf. Pack	€
V90630	-	1	-
V90631	6 interni / 6 internal	1	-
V90632	9 (8 esterni + 1 centrale) 9 (8 external + 1 central)	1	-
V90633	9 + 6	1	-

ADATTATORI VELCRO
VELCRO ADAPTERS

- Dischi Ø 150 autoadesivi con velcro.
- Self-adhesive Ø 150 discs with self gripping.

Art.	N° fori Holes no.	Conf. Pack	€
V90640	-	1	-
V90641	6 interni / 6 internal	1	-
V90642	9 (8 esterni + 1 centrale) 9 (8 external + 1 central)	1	-
V90643	9 + 6	1	-

TAMPONI PER LUCIDATURA • POLISHING PADS

PLATORELLO IN GOMMA CON VELCRO
RUBBER PAD WITH SELF GRIPPING

- Flangia in gomma per tamponi di lucidatura e per dischi abrasivi per smerigliatura. Foro filettato M 14.
  Fornita con 2 adattatori (filetto maschio M 8 x 1 e Ø 8 cilindrico).

- Rubber flange for polishing sponge pads and sanding discs. M 14 threaded hole. With 2 adapters (M 8 x 1 male thread and Ø 8 cylindrical).

Art.	Ø mm	Conf. Pack	€
V90903	125 (per tamponi / for pads Ø 160)	1	-
V90904	150 (per tamponi / for pads Ø 200)	1	-

TAMPONI Ø 160 X 55 CON VELCRO - BORDO SQUADRATO
Ø 160 X 55 SQUARED EDGE PADS WITH SELF GRIPPING

Art.	Colore Colour	Durezza Hardness	Conf. Pack	€
V90701	Giallo Yellow	Morbido Soft	1	-
V90711	Nero Black	Extramorbido Very soft	1	-
V90801	Arancio Orange	Standard Medium	1	-

TAMPONI Ø 160 X 55 CON VELCRO - BORDO ARROTONDATO
Ø 160 X 55 ROUNDED EDGE PADS WITH SELF GRIPPING

Art.	Colore Colour	Durezza Hardness	Conf. Pack	€
V90702	Giallo Yellow	Morbido Soft	1	-
V90703	Nero Black	Extramorbido Very soft	1	-
V90704	Arancio Orange	Standard Medium	1	-

TAMPONI BUGNATI CON VELCRO
ASHLAR SPONGES WITH SELF GRIPPING

Art.	Colore Colour	Ø mm	Durezza Hardness	Conf. Pack	€
V90815	Arancio Orange	160	Standard Medium	1	-
V90820	Nero Black	160	Extramorbido Very soft	1	-
V90816	Arancio Orange	200	Standard Medium	1	-
V90821	Nero Black	200	Extramorbido Very soft	1	-

FLANGE - PLATORELLI NYLON - ARTICOLI VARI • FLANGES - NYLON PADS - MISCELLANEOUS ITEMS

PLATORELLI IN NYLON
NYLON PADS

- Platorelli in nylon per dischi fibrati di smerigliatura. Foro Ø 14.
- Nylon pads for fibre sanding discs. Ø 14 hole.

Art.	Ø mm	Conf. Pack	€
V90602	115	1	-
V90603	125	1	-
V90604	178	1	-

PANNO ANTIPOLVERE GERSON
WHITE TACK CLOTH

- Panno antipolvere per eliminare ogni particella di sporco dalle superfici da verniciare. Confezionato in busta singola.
- White tack cloth to remove dust from surfaces before painting. Single bag packaging.

Art.	Dimensioni Dimensions	Conf. Pack	€
V92000	46 x 23 cm	1	-

P100 Set Avvitatore ad impulso / Impact wrenches set

Art.	Misura Size	€
P100/1	1/2"	-

DATI - FEATURES

Velocità: . . . . . 8000 giri/min
Consumo: . . . . . 400 Lt/min.
Coppia max.: . . 311 N/mt.

Speed: . . . . . 8000 rpm
Consumption: . . . . 400 Lt/min.
Max. torque: . . . . . 311 N/mt.

P105 Avvitatore ad impulso / Impact wrenches

Art.	Misura Size	€
P105/1	1/2"	-
P105/2	3/4"	-

DATI - FEATURES

	P105/1	P105/2
Velocità giri/min - Speed rpm	8000	4800
Consumo Lt/min - Consumption Lt/min.	400	850
Coppia max. N/mt - Max. torque N/mt	311	700

P114 Avvitatore a cricco / Ratchet wrenches

Art.	Misura Size	€
P114/1	3/8"	-

DATI - FEATURES

Velocità: . . . . . 150 giri/min
Consumo: . . . . . 450 Lt/min.
Coppia max.: . . 60 N/mt.

Speed: . . . . . 150 rpm
Consumption: . . . . 450 Lt/min.
Max. torque: . . . . . 60 N/mt.

P115 Avvitatore a cricco / Ratchet wrenches

Art.	Misura Size	€
P115/1	1/2"	-

DATI - FEATURES

Velocità: . . . . . 150 giri/min
Consumo: . . . . . 450 Lt/min.
Coppia max.: . . 60 N/mt.

Speed: . . . . . 150 rpm
Consumption: . . . 450 Lt/min.
Max. torque: . . . . 60 N/mt.

P118 Bussole per avvitatore / Wrench bushes

Art.	Misura Size	Pz. Pcs	€
P118/1	3/8"	9	-
P118/2	1/2"	11	-
P118/3	3/4"	9	-

P120 Trapano reversibile / Reversible air drill

Art.	Misura Size	€
P120/1	3/8"	-

DATI - FEATURES

Velocità: . . . . . 1800 giri/min
Consumo: . . . . . 480 Lt/min.

Speed: . . . . . 1800 rpm
Consumption: . . . . 480 Lt/min.

P122 Trapano reversibile / Reversible air drill

Art.	Misura Size	€
P122/1	1/2"	-

DATI - FEATURES

Velocità: . . . . . 500 giri/min
Consumo: . . . . . 480 Lt/min.

Speed: . . . . . 500 rpm
Consumption: . . . . 480 Lt/min.

P126 Smeriglio semiprofessionale / Semiprofessional die grinder

Art.	Misura Size	€
P126/1	1/4"	-

DATI - FEATURES

Velocità: . . . . . 22000 giri/min
Consumo: . . . . . 450 Lt/min.

Speed: . . . . . 22000 rpm
Consumption: . . . . 450 Lt/min.

P124 Smeriglio senza mole / Die grinder without wheels

Art.	Misura Size	€
P124/1	1/4"	-

DATI - FEATURES

Velocità: . . . . . 25000 giri/min
Consumo: . . . . . 340 Lt/min.

Speed: . . . . . 25000 rpm
Consumption: . . . . 340 Lt/min.

P128 Cacciavite diritto 5mm / Straight screwdriver 5mm

Art.	Misura Size	€
P128/1		-

DATI - FEATURES

Velocità: . . . . . 8000 giri/min
Consumo: . . . . . 230 Lt/min.
Coppia max.: . . 6,8 N/mt.

Speed: . . . . . 8000 rpm
Consumption: . . . . 230 Lt/min.
Max. torque: . . . . . 6.8 N/mt.

P125 Smeriglio / Die grinder

Art.	Misura Size	€
P125/1	1/4"	-

DATI - FEATURES

Velocità: . . . . . 22000 giri/min
Consumo: . . . . . 450 Lt/min.

Speed: . . . . . 22000 rpm
Consumption: . . . . 450 Lt/min.

P129 Cacciavite a pistola / Gun screwdriver

Art.	Misura Size	€
P129/1	1/4"	-

DATI - FEATURES

Velocità: . . . . . 1800 giri/min
Consumo: . . . . . 450 Lt/min.
Coppia max.: . . 13 N/mt.

Speed: . . . . . 1800 rpm
Consumption: . . . . 450 Lt/min.
Max. torque: . . . . . 13 N/mt.

P130 Scalpellatore pneumatico / Air hammer

Art.	Misura Size	€
P130/1	150 mm	-

DATI - FEATURES

Velocità:. . . . . 4500 colpi/min
Consumo:. . . . . 340 Lt/min.

Speed: . . . . . 4500 bpm
Consumption: . . 340 Lt/min.

P135 Scalpellatore pneumatico in valigetta / Air hammer in blow case

Art.	Misura Size	€
P135/1	190 mm	-

DATI - FEATURES

Velocità:. . . . . 3500 colpi/min
Consumo:. . . . . 340 Lt/min.

Speed: . . . . . 3500 bpm
Consumption: . . 340 Lt/min.

P140 Set scalpelli esagonali per P130 / Hexagonal chisels for P130

Art.	Misura Size	€
P140/1	125 mm	-

P145 Set scalpelli esagonali per P135 / Hexagonal chisels for P135

Art.	Misura Size	€
P145/1	175 mm	-

P150 Molla per scalpellatore / Spring for air hammer

Art.	€
P150/1	-

P160 Rivettatrice pneumatica / Pneumatic riveter

Art.	€
P160/1	-

DATI - FEATURES

Consumo:. . . . . 160 Lt/min.

Consumption: . . 160 Lt/min.

P165 Rivetti / Rivets

Art.	Misura Ø Ø Size	N° pz. Pcs. qt.	€
P165/1	2,4 mm	2000	-
P165/2	3,2 mm	1000	-
P165/3	4 mm	1000	-
P165/4	4,8 mm	500	-

P205 Puntatrice pneumatica / Stapling gun

Art.	Modello / Model	Tipo / Type	€
P205/1	80/16	12,8 / H 4÷16 / 11,3	-

P180 Pistola pneumatica per silicone / Pneumatic gun for silicone

Art.	€
P180/1	-

P255 Chiodatrice pneumatica / Nailing gun

Art.	Modello / Model	Tipo / Type	€
P255/1	GF50	H 10÷50 / ø 1,20	-
P255/2	MG40	H 15÷40 / ø 0,84	-

P185 Mini Oliatore / Mini Oiler

Art.	Misura / Size	€
P185/1	1/4"	-

P310 Punti serie "80" per puntatrice P205/1 / Staples series "80" for stapling gun P205/1



0,70 x 0,90

Art.	Altezza punto / Staple height	Pz./conf. / Pcs/pack	€/conf.
P310/1	4 mm	20.000	-
P310/2	6 mm	10.000	-
P310/3	8 mm	10.000	-
P310/4	10 mm	10.000	-
P310/5	12 mm	10.000	-
P310/6	14 mm	10.000	-
P310/7	16 mm	10.000	-

P330 Groppini serie "GF" per chiodatrice P255/1 / Nails series "GF" for nailing gun P255/1

1,00 x 1,25

Art.	Altezza groppino / Nail height	Pz./conf. / Pcs/pack	€/conf.
P330/1	10 mm	30.000	-
P330/2	15 mm	20.000	-
P330/3	20 mm	10.000	-
P330/4	25 mm	10.000	-
P330/5	30 mm	10.000	-
P330/6	35 mm	10.000	-
P330/7	40 mm	10.000	-
P330/8	45 mm	5.000	-
P330/9	50 mm	5.000	-

P340 Groppini serie "MG" per chiodatrice P255/2 / Nails series "MG" for nailing gun P255/2

0,70 x 0,90

Art.	Altezza groppino / Nail height	Pz./conf. / Pcs/pack	€/conf.
P340/2	15 mm	40.000	-
P340/3	20 mm	30.000	-
P340/4	25 mm	20.000	-
P340/5	30 mm	20.000	-
P340/6	40 mm	10.000	-

POMPA GRASSAGGIO PNEUMATICA
PNEUMATIC GREASE GUN

- Pistola pneumatica ad alta pressione. Per grasso in cartuccia da cc 600. Avanzamento grasso con pistone a molla.
  Pressione uscita del grasso 450 bar.
  Pressione aria alimentazione 5-6 bar. Capacità serbatoio Kg 1.
  Fornita completa di tubetto e testina a 4 griffe.

- High pressure grease gun. For cartridge 600 cc capacity. Grease fed with spring-piston.
  Cup capacity 1 Kg.
  Grease output pressure 450 bar.
  Inlet pressure air 5 -6 bar.
  Equipped with hose and greasing head with 4 jaws.

Art.	Conf. Pack	€
V17210 PER CARTUCCIA Ø54 • FOR CARTRIDGE Ø54	1	-
V17211 PER CARTUCCIA Ø56 • FOR CARTRIDGE Ø56	1	-

POMPA GRASSAGGIO MANUALE
MANUAL GREASE PUMP

Art.	Capacità cc Capacity cc	Cartuccia Cartridge	Conf. Pack	€
V17301	300	Grasso sfuso / Loose grease	1	-
V17302	500	Ø 54 cc 400	1	-
V17303	750	Ø 54 cc 600	1	-
V17305	1000	Ø 56 cc 600	1	-

TUBETTO PER POMPE GRASSAGGIO
HOSE FOR GREASE PUMPS

- Ø 4 x 8 - raccordi M10 x 1 - filettatura maschio/maschio

- Ø 4 x 8 - with joints M10 x 1 - thread male/male

Art.	Lunghezza mm Length mm	Conf. Pack	€
V17410	300	1	-
V17411	400	1	-
V17412	500	1	-
V17413	600	1	-
V17414	700	1	-

CARTUCCIA GRASSO
GREASE CARTRIDGE

- Cartuccia grasso al LITIO 2 per pompe grassaggio Ø 54.
- LITHIUM 2 grease cartridge for grease pumps Ø 54.

Art.	Misura Size	Conf. Pack	€
V17420	550 gr.	6 pz.	-
V17421	400 gr.	6 pz.	-

V17440 TESTINA GRASSAGGIO
HEAD COUPLER

- Testina diritta a 4 griffe per ingrassatori Hydraulic.
  TIPO EXPORT - Filetto M. 10 x 1
- Head coupler with 4 jaws, for Hydraulic grease nipples.
  EXPORT TYPE - Thread M. 10 x 1

Art.	Conf. Pack	€
V17440	1	-

V17439 TESTINA GRASSAGGIO
HEAD COUPLER

- Testina diritta a 4 griffe per ingrassatori Hydraulic.
  TIPO SUPER - Filetto M. 10 x 1
- Head coupler with 4 jaws, for Hydraulic grease nipples.
  TOP TYPE - Thread M. 10 x 1

Art.	Conf. Pack	€
V17439	1	-

V17430 TESTINA GRASSAGGIO
HEAD COUPLER

- Testina a gancio per ingrassatori esagonali mm 15 Tecalemit.
  Filetto M. 10 x 1
- Head coupler for hexagonal grease nipples mm 15 Tecalemit.
  Thread M. 10 x 1

Art.	Conf. Pack	€
V17430	1	-

V17441 TESTINA GRASSAGGIO
HEAD COUPLER

- Testina per ingrassatori esagonali mm 15 Tecalemit.
  Filetto M. 10 x 1
- Head coupler for hexagonal grease nipples mm 15 Tecalemit.
  Thread M. 10 x 1

Art.	Conf. Pack	€
V17441	1	-

V17444 TESTINA GIGANTE PER CINGOLI
GIANT HEAD COUPLER

- Filetto 10 x 1 femmina - Esagono 22 mm
- 10 x 1 female thread - 22 mm Hexagonal head

Art.	Conf. Pack	€
V17444	1	-

INGRASSATORI DIRITTI
HYDRAULIC GREASE FITTINGS

Art.	Filetto Thread	Conf. Pack	€
V17450	6x1	1	-
V17451	8x1	1	-
V17452	8x1,25	1	-
V17453	10x1	1	-
V17454	10x1,25	1	-
V17455	10x1,5	1	-
V17456	12x1,5	1	-
V17457	1/8"	1	-
V17458	1/4"	1	-

INGRASSATORI A 45°
HYDRAULIC 45° GREASE FITTINGS

Art.	Filetto Thread	Conf. Pack	€
V17460	6x1	1	-
V17461	8x1	1	-
V17462	8x1,25	1	-
V17463	10x1	1	-
V17464	10x1,25	1	-
V17465	10x1,5	1	-
V17466	12x1,5	1	-
V17467	1/8"	1	-
V17468	1/4"	1	-

INGRASSATORI A 90°
HYDRAULIC 90° GREASE FITTINGS

Art.	Filetto Thread	Conf. Pack	€
V17470	6x1	1	-
V17471	8x1	1	-
V17472	8x1,25	1	-
V17473	10x1	1	-
V17474	10x1,25	1	-
V17475	10x1,5	1	-
V17476	12x1,5	1	-
V17477	1/8"	1	-
V17478	1/4"	1	-

INGRASSATORI A TESTA ESAGONALE
HEXAGON HEAD HYDRAULIC GREASE FITTINGS

Art.	Filetto Thread	Conf. Pack	€
V17480	6x1	1	-
V17481	8x1	1	-
V17482	8x1,25	1	-
V17483	10x1	1	-
V17485	10x1,5	1	-
V17487	1/8"	1	-
V17488	1/4"	1	-

V17442 PUNTALINI PER OLIATORI E INGRASSATORI
ADAPTORS FOR OIL AND GREASE PUMPS

- Tipo ZERCH - Per ingrassatori e oliatori. Filetto M10 x 1.
- ZERCH Type - For greasers and lubrifiers. Thread M10 x 1.

Art.	Conf. Pack	€
V17442	1	-

V17443 PUNTALINI PER OLIATORI E INGRASSATORI
ADAPTORS FOR OIL AND GREASE PUMPS

- TIPO LUB - Per ingrassatori e oliatori a testa concava. Filetto M10 x 1.
- LUB TYPE - For oil and grease pumps with concave head. Thread M10 x 1.

Art.	Conf. Pack	€
V17443	1	-

V17490 INGRASSATORE PROLUNGATO
HYDRAULIC GREASE FITTING

Art.	Lunghezza mm Length mm	Filetto Thread	Conf. Pack	€
V17490	30	6 x 1	1	-

SIRINGA IN ACCIAIO PER GRASSO
GREASE SYRINGE

- Siringa a pressione tipo rientrante, in acciaio.
- Pressure grease syringe, steel body.

Art.	Lunghezza mm Length mm	Capacità cc Capacity cc	Ø	Conf. Pack	€
V17501	160	50	30	1	-
V17502	220	200	45	1	-

SIRINGA IN NYLON PER GRASSO
GREASE SYRINGE

- Siringa a pressione tipo rientrante, in nylon.
- Pressure grease syringe, nylon body.

Art.	Lunghezza mm Length mm	Capacità cc Capacity cc	Ø	Conf. Pack	€
V17505	220	150	45	1	-

SIRINGA IN ACCIAIO PER OLIO
OIL SYRINGE

- Siringa per olio, in acciaio.
- Oil syringe. Steel body.

Art.	Lunghezza mm Length mm	Capacità cc Capacity cc	Ø	Conf. Pack	€
V17510	300	350	40	1	-
V17512	350	500	57	1	-
V17513	400	800	57	1	-

SIRINGA IN OTTONE PER OLIO
OIL SYRINGE

- Siringa per olio, in ottone.
- Oil syringe. Brass body.

Art.	Lunghezza mm Length mm	Capacità cc Capacity cc	Ø	Conf. Pack	€
V17520	300	250	40	1	-
V17522	340	500	50	1	-

OLIATORE IN PLASTICA - CANNA RIGIDA
PLASTIC OIL CAN - RIGID SPOUT

- Oliatore in plastica, pompa nylon, canna rigida.
- Plastic oil can, nylon pump, rigid spout.

Art.	Capacità cc Capacity cc	Conf. Pack	€
V17540	200	1	-
V17541	300	1	-
V17542	500	1	-
V17543	700	1	-

OLIATORE IN PLASTICA - CANNA FLESSIBILE
PLASTIC OIL CAN - FLEXIBLE SPOUT

- Oliatore in plastica, pompa nylon, canna flessibile.
- Plastic oil can, nylon pump, flexible spout.

Art.	Capacità cc Capacity cc	Conf. Pack	€
V17545	200	1	-
V17546	300	1	-
V17547	500	1	-
V17548	700	1	-

OLIATORE IN ACCIAIO - CANNA RIGIDA
METALLIC OIL CAN - RIGID SPOUT

- Oliatore in metallo, pompa nylon, canna rigida.
- Metallic oil can, nylon pump, rigid spout.

Art.	Capacità cc Capacity cc	Conf. Pack	€
V17550	200	1	-
V17551	300	1	-
V17552	500	1	-
V17553	750	1	-
V17554	1000	1	-

OLIATORE IN ACCIAIO - CANNA FLESSIBILE
METALLIC OIL CAN - FLEXIBLE SPOUT

- Oliatore in metallo, pompa nylon, canna flessibile.
- Metallic oil can, nylon pump, flexible spout.

Art.	Capacità cc Capacity cc	Conf. Pack	€
V17555	200	1	-
V17556	300	1	-
V17557	500	1	-
V17558	750	1	-
V17559	1000	1	-

CANNA RICAMBIO PER OLIATORI
SPARE SPOUT FOR OIL CANS

Art.	Tipo Type	Conf. Pack	€
V17560	rigida / rigid	1	-
V17561	flessibile / flexible	1	-

POMPA PER GRASSO
GREASE PUMP

- Corredata con tubo flessibile da 1,50 mt, rubinetto, tubetto rigido, testina Hidraulic a 4 griffe.
- Equipped with rubber 1.5 mt hose, valve, rigid spout and Hidraulic coupler.

Art.	Capacità kg Capacity kg	Ø Corpo mm Ø Body mm	Conf. Pack	€
V17601	8	160	2	-
V17602	12	200	2	-
V17603	16	230	2	-

POMPA PER OLIO
OIL PUMP

- Corredata con tubo flessibile da 2 mt e beccuccio metallico.
- Equipped with flexible 2 mt. hose and metallic spout.

Art.	Capacità kg Capacity kg	Ø Corpo mm Ø Body mm	Conf. Pack	€
V17604	8	160	2	-
V17605	12	200	2	-
V17606	16	230	2	-

TUBI ALTA PRESSIONE PER POMPE GRASSO
HIGH PRESSURE HOSES FOR GREASE PUMPS

- Con raccordi M 16 x 2.
- Coupler M 16 x 2 threaded.

Art.	Lunghezza tubo mm Hose length mm	Conf. Pack	€
V17607	1500	1	-
V17608	3500	1	-

TUBO PER POMPE OLIO
HOSE FOR OIL PUMP

Art.	Lunghezza tubo mm Hose length mm	Conf. Pack	€
V17609	2000	1	-

V17570 POMPA A PISTONE
PISTON PUMP

- Pompa in alluminio a pistone per travaso da fusti.
  Per olio, gasolio e cherosene.
  Completa di tubo pescante e tubo di erogazione.
  Portata 25 lt./min.

- Piston pump for drums. Aluminium body.
  Suitable for oil, gasoline, kerosene.
  Equipped with suction steel pipe and output hose.
  Liquid flow 25 lt./min.

Art.	Conf. Pack	€
V17570	1	-

V17571 POMPA A PISTONE
PISTON PUMP

- Pompa in alluminio a pistone per travaso da fusti.
  Per olio, gasolio e cherosene.
  Completa di tubo pescante e tubo di erogazione.
  Portata 60 lt./min.

- Piston pump for drums. Aluminium body.
  Suitable for oil, gasoline, kerosene.
  Equipped with suction steel pipe and output hose.
  Liquid flow 60 lt./min.

Art.	Conf. Pack	€
V17571	1	-

V17572 POMPA ROTATIVA
ROTATING PUMP

- Pompa rotativa per travaso da fusti.
  Per olio, gasolio e kerosene.
  Completa di tubo pescante e tubo di erogazione.
  Portata 70 lt./min.

- Rotating pump for drums.
  Suitable for oil, gasoline, kerosene.
  Equipped with suction steel pipe and output hose.
  Liquid flow 70 lt./min.

Art.	Conf. Pack	€
V17572	1	-

CARATTERISTICHE	FEATURES:
Rapporto di compressione	Ratio . . . . . 50 : 1
Pressione max uscita grasso	Max pressure grease output. . . . . 400 bar
Pressione max entrata aria	Max operating air pressure: . . . . . 5 bar - 75 PSI
Portata grasso	Grease flow . . . . . 0.7 Kg./min
Lunghezza aste	Shank length . . . . . 450 / 750 / 950 mm
Per fusti da	Drums capacity . . . . . 20/30 - 50/60 - 180/200 Kg.

Per un buon funzionamento dell'aeropulsometro è necessario montare un filtro-regolatore dell'aria (vedi Art. **F451** - pag. 67).
It is recommended to assemble the pump with an appropriate air filter regulator (see Art. **F451** on page 67).

AEROPULSOMETRO VERSIONE COMPLETA
PUMP WITH COMPLETE EQUIPMENT

- Questa versione comprende:
  - Aeropulsometro con asta
  - Pistola per grasso
  - Tubo alta pressione da 3 mt.
  - Ghiera per fissaggio al fusto.
  - Coperchio
  - Piastra premigrasso
  - Molla

NOTA: Fornito senza carrello e senza fusto.

- This equipment consists of:
  - Pump with shank
  - Grease gun
  - 3 meter high pressure hose
  - Ring nut for drum
  - Cover
  - Pressure plate
  - Spring

NOTE: Provided without trolley and without drum.

Art.	Per fusti da (kg) For drums (kg)	Conf. Pack	€
V17225	20/30	1	-
V17226	50/60	1	-
V17227	180/200	1	-

AEROPULSOMETRO VERSIONE STANDARD
PUMP WITH STANDARD EQUIPMENT

- Questa versione comprende:
  - Aeropulsometro con asta

- This equipment consists of:
  - Pump with shank

Art.	Per fusti da (kg) For drums (kg)	Conf. Pack	€
V17220	20/30	1	-
V17221	50/60	1	-
V17222	180/200	1	-

V17230 PISTOLA GRASSO / GREASE GUN

- Completa di: tubo flessibile 300 mm e testina a 4 griffe.
- Complete with: 300 mm flexible hose and head coupler with 4 jaws.

Art.	Conf. Pack	€
V17230	1	-

V17231 GIUNTO TRIPLO / SWIVEL JOINT

- Per aeropulsometro grasso.
- For grease pneumatic pumps.

Art.	Conf. Pack	€
V17231	1	-

PIASTRA PREMIGRASSO CON MEMBRANA / PRESSURE PLATE WITH MEMBRANE



Art.	Per fusti da (kg) For drums (kg)	Conf. Pack	€
V17235	20/30	1	-
V17236	50/60	1	-
V17237	180/200	1	-

TUBO ALTA PRESSIONE PER GRASSO / HIGH PRESSURE HOSE FOR GREASE

Art.	Lunghezza mm Length mm	Conf. Pack	€
V17241	3000	1	-
V17242	5000	1	-
V17243	10000	1	-

AVVOLGITUBO CON STAFFA GIREVOLE / AUTOMATIC REEL HOSE WITH SWIVEL BRACKET

- Completo di tubo flessibile alta pressione 15 mt.
- Complete with 15 mt. high pressure flexible hose.

Art.	Utilizzo To be used	Conf. Pack	€
V17270	Per grasso (con raccordo 1/4") For grease (with 1/4" coupler)	1	-
V17271	Per olio (con raccordo 1/2") For oil (with 1/2" coupler)	1	-

CARRELLI PORTAFUSTI / TROLLEY FOR DRUMS



Art.	Per fusti da (kg) For drums (kg)	Conf. Pack	€
V17275	20/30 Tipo **(A)**	1	-
V17276	50/60 Tipo **(B)**	1	-
V17277	180/200 Tipo **(C)**	1	-

50.1 LOXEAL

E400 Bloccabulloni 55•03
Locking fluid for bolts 55•03

Art.	Confezione/Pack	€
E400/1	10 ml	-
E400/2	50 ml	-
E400/3	250 ml	-

info

Medio oleotollerante omologato per gas e acqua potabile
Oil-compatible medium, for gas and drinking water approved

E405 Frenafiletto forte 83•54
Strong locking fluid 83•54

Art.	Confezione/Pack	€
E405/1	10 ml	-
E405/2	50 ml	-
E405/3	250 ml	-

info

Per frenatura e sigillatura di viti, dadi e prigionieri
For locking and sealing screws, nuts and stud bolts

E410 Adesivo istantaneo universale IST•43S
Instantaneous universal adhesive IST•43S

Art.	Confezione/Pack	€
E410/1	20 ml	-
E410/2	50 ml	-
E410/3	500 ml	-

info

Per una grande varietà di materiali
For a wide range of materials

E415 Adesivo istantaneo IST•32
Instantaneous adhesive IST•32

Art.	Confezione/Pack	€
E415/1	20 ml	-
E415/2	50 ml	-
E415/3	500 ml	-

info

Per gomma EPDM ed espansa
For EPDM and foam rubber

E420 Adesivo istantaneo in gel IST•47
Instantaneous gel adhesive IST•47

Art.	Confezione/Pack	€
E420/1	20 ml	-

info

Per superfici porose
For porous surfaces

E425 Adesivo istantaneo IST•23
Instantaneous adhesive IST•23

Art.	Confezione/Pack	€
E425/1	20 ml	-
E425/2	100 ml	-
E425/3	500 ml	-

info

A bassa viscosità per impiego generale
Low-viscosity, for general purposes

50.1 LOXEAL

E430 Adesivo istantaneo IST•14
Instantaneous adhesive IST•14

Art.	Confezione/Pack	€
E430/1	20 ml	-
E430/2	50 ml	-
E430/3	500 ml	-

info

A media viscosità per metallo e materiali rigidi
Medium-viscosity for metal and stiff materials

E435 Sigillante fluido 53•14
Fluid jointing compound 53•14

Art.	Confezione/Pack	€
E435/1	50 ml	-
E435/2	250 ml	-

info

Per raccordi di condutture idrauliche o pneumatiche
For unions of hydraulic or pneumatic pipes

E440 Sigillante 58•11
Jointing compound 58•11

Art.	Confezione/Pack	€
E440/1	50 ml	-
E440/2	100 ml	-

info

Ideale per filettature imprecise.
Omologato gas, GPL, ossigeno e acqua potabile
For inexact threading.
For gas, LPG, oxygen and drinking water approved

E445 Bloccante 82•21
Locking compound 82•21

Art.	Confezione/Pack	€
E445/1	250 ml	-

info

Ad alta resistenza per accoppiamenti cilindrici
High-resistance for cylindrical couplings

E450 Bloccante 85•21
Locking compound 85•21

Art.	Confezione/Pack	€
E450/1	50 ml	-
E450/2	250 ml	-

info

Ad alta resistenza per giochi elevati
High-resistance for large clearances

E455 Bloccante 83•21
Locking compound 83•21

Art.	Confezione/Pack	€
E455/1	50 ml	-
E455/2	250 ml	-

info

Ad alta resistenza per alte temperature
High-resistance for high temperatures

50.1 LOXEAL

E441 Sigillante al PTFE 18•10
PTFE sealant 18•10

Art.	Confezione/Pack	€
E441/2	50 ml	-
E441/3	250 ml	-

info

Adesivo anaerobico per sigillare giunzioni metalliche filettate
Anaerobic threadsealing adhesive for liquids and gas

E465 Epoxstik

Art.	Confezione/Pack	€
E465/1	Tubetto/Tube 57 gr	-

info

Stucco plastico per riparazioni e manutenzione
Epoxy-based plastic putty for fast maintenance and repair

E442 Guarnizione elastica verde 28•10
Liquid gasketing adhesive 28•10

Art.	Confezione/Pack	€
E442/1	50 ml	-
E442/2	soff. 75 ml	-
E442/3	250 ml	-

info

Sostituisce le guarnizioni preformate e consente maggiori tolleranze di lavorazione
It replaces preformed gaskets and allows contact between metal parts

E470 Bicomponente 31•42
Two-part adhesive 31•42

Art.	Confezione/Pack	€
E470/1	25 ml	-

info

Adesivo trasparente di impiego generale ad indurimento rapido. Adatto per metalli, ceramiche, marmo, vetro, legno e alcune materie plastiche
Colourless, general purpose, very fast adhesive. Suitable for bonding metals, ceramics, marble, glass, wood and some plastics

E460 Silicone alta temperatura colore rosso 59•30
Red silicone for high temperature 59•30

Art.	Confezione/Pack	€
E460/1	75 ml	-

info

Per la sigillatura di scatole di ingranaggi, cambi, differenziali, flange e tubazioni con fluidi caldi
For high-temperature applications (flange joints of pumps, gearboxes, motor flanges and threaded pipes joints)

E475 Pulitore 10
Cleaner 10

Art.	Confezione/Pack	€
E475/1	400 ml	-

info

Sgrassante per metalli e plastiche spray
Degreaser suitable for metal and plastics

50.2 WD40

E600 Il Prodotto Multifunzione
The Multipurpose Product

Art.	Confezione Pack	€
E600/1	200 ml Confezione 36 pezzi 36 pcs. package	-
E600/2	400 ml Confezione 24 pezzi 24 pcs. package	-

E610 Con nuovo ed esclusivo spray a doppia posizione
With new and exclusive 2-position spray system

Art.	Confezione Pack	€
E610/1	500 ml Confezione 24 pezzi 24 pcs. package	-

E615 WD40 FLEXIBLE con cannuccia flessibile da 18,5 cm • WD40 FLEXIBLE with flexible 18.5cm-nozzle

Art.	Confezione Pack	€
E615/1	600 ml Confezione 6 pezzi 6 pcs. package	-

E620 Fusto WD-40
WD-40 Tank

Art.	Confezione Pack	€
E620/1	lt. 5	-

info

- ✓ Idrorepellente
- ✓ Anticorrosivo
- ✓ Lubrificante
- ✓ Sbloccante
- ✓ Detergente = **5 prodotti in uno**

Non contiene silicone e non è conduttore di elettricità. Indispensabile a tutti gli specialisti del Settore Automobilistico - Meccanico - Agricolo - Edile - Nautico ed Aeronautico.

- ✓ Water repellent
- ✓ Anti-corrosive
- ✓ Lubricating
- ✓ Loosening
- ✓ Detergent = **5 products in one**

It doesn't contain silicone and doesn't conduct electricity. An essential product for all specialists in Automotive - Mechanical - Agricultural - Building - Nautical and Aeronautical Branches.

Layout & Graphic Design: STUDIO'80 (BO) - Italy

Vepa S.r.l.
Via Montecassino 14/16/18
40050 Funo d'Argelato
BOLOGNA - ITALY
Tel. +39 051 865.96.09
Fax +39 051 86.35.64
P. IVA 02055511204

VEPA

info@vepa-bo.com
www.vepa-bo.com